



CITY OF MATLOSANA

PROPERTY RATES TARIFFS

2020/2021



CITY OF MATLOSANA PROPERTY RATES TARIFFS

PROPERTY RATES AND FINANCIAL SERVICES TARIFFS			
Property Rates are determined in terms of Section 12(2) of Municipal Property Rates Act 6 of 2004			
	5.3%	5.2%	3.5%
DESCRIPTION CATEGORIES	2018/2019	2019/2020 Current	2020/2021 Proposed
Agriculture (Farm Number but residential)	R0.01241	R 0.01313	R 0.01359
Agriculture (Bone Fide Farmer no services)	R0.00310	R 0.00328	R 0.00339
Bed and Breakfast / Guest Houses	R0.02960	R 0.03132	R 0.03242
Business (Including Sectional Title Business)	R0.02960	R 0.03132	R 0.03242
Early Development Centres	R0.02960	R 0.03132	R 0.03242
Hospitality Industry	R0.02960	R 0.03132	R 0.03242
Industrial	R0.02960	R 0.03132	R 0.03242
Mining	R0.02960	R 0.03132	R 0.03242
Normal Residential	R0.01241	R 0.01313	R 0.01359
Private hospitals and Clinics	R0.02960	R 0.03132	R 0.03242
Private Road	R0.02960	R 0.03132	R 0.03242
Private Schools	R0.02960	R 0.03132	R 0.03242
Vacant Land	R0.02960	R 0.03132	R 0.03242
Public Benefit Organizations	R0.01241	R 0.01313	R 0.01359
Public Open Spaces	R0.02960	R 0.03132	R 0.03242
Public Service Infrastructure	R0.01241	R 0.01313	R 0.01359
Sectional Title Residential	R0.01241	R 0.01313	R 0.01359
Public Service Purpose (State Owned Properties)	R0.02960	R 0.03132	R 0.03242

RATES RATIOS		
The rates ratios where as per amended municipal property rates regulations on the rate ratio between residential and non residential properties.		
CATEGORIES		RATIO
Residential Property		1:1
Agriculture Property		1:0.25
Public Service Infrastructure Property (Exempted)		0:00
Public Benefit Organization Property		1:0.25
VALUE ADDED TAX	Rate Tariff in the rand for property	

NO.	CATEGORY / DESCRIPTION	APPLICABLE REBATE 2020 / 2021
1.	Exemptions:	
	Residential	R 50,000.00
	A Municipality may not levy a rate on:	Ratio 1:1
1.1	<ul style="list-style-type: none"> The first R15 000.00 of the market value of a property assigned in the valuation roll or supplementary valuation roll is compulsory exempted from the levying of rates as per the provisions of section 17(1)(h) of the MPRA. An additional R35 000.00 rebate be granted on the general rate subject thereto; that the residential property has been developed by way of a habitable house. that the property is used for only residential purposes. 	in terms of the provisions of section 19(1)(b) of the MPRA
2.	Reductions:	
	in the event of a disaster, as defined in terms of the provisions of the Disaster Management Act, Act 57 of 2002, directly or indirectly affects the property	
3.	Rebates:	
		0:00
3.1	Public Service Infrastructure (Exempted)	in terms of the provisions of section 19(1)(b) of the MPRA
3.2	Public Benefit Organizations	Ratio 1:0.25
		in terms of the provisions of section 19(1)(b) of the MPRA
3.3	<u>Agricultural/Farming Land</u>	Ratio 1:0.25
		in terms of the provisions of section 19(1)(b) of the MPRA
3.3.1.		
	The owner's account must be up to date in order to qualify for a rebate	
	No municipal roads next to property	7.5%
	No municipal sewerage to the property	7.5%
	No municipal electricity to the property	7.5%
	No water supply to the property by the Municipality	15%
	No refuse removal provided by the Municipality	7.5%
3.3.2.	<u>The contribution to job creation</u>	5%
	If the owner is providing permanent residential property to the farm workers and such property is registered in the name of such farm workers.	5%
	If such residential properties are provided with potable water.	5%
	If the owner has provided electricity to the residential properties of his farm workers.	5%
3.4.	<u>Retired and/or disabled persons on residential property only:</u>	
	Owner with a gross monthly income from R 0 – R 3,720	100%
	Owner with a gross monthly income from R 3,721 – R 7, 500	40%
	Owner with a gross monthly income from R 7 ,501– R 10,500	30%
	Owner with a gross monthly income from R 10,501.00 – R12 ,500.00	20%
	Owner with a gross monthly income from R 12 ,501 .00– R14 ,500.00	10%

CITY OF MATLOSANA



Other Tariffs and charges in respect of Property Rates

		4.5%	
Tariffs of Certificates		2018/2019	2019/2020
All certificates are Vat Exclusive.			
Valuation Certificates each		R 78,00	R 85,00
Sales of Printouts of the total Valuation Roll		R 3 720,00	R 3 900,00
Sales of printing of an individual suburb of the valuation roll		R 55,00	R 60,00
Sales of the printing of the Valuation roll and per each suburb copied to a Compact Disc digitally (to be provided by the buyer) per roll		R 3 700,00	R 3 900,00
Sales of the printing of the Valuation roll and per each suburb copied to a Compact Disc digitally (to be provided by the buyer) per suburb		R 50,00	R 55,00
Request for reasons for the decision after the notification of the outcome of objections to the Valuation Roll as per sect 53(2) of the MPRA		R 350,00	R 400,00
			R 418,00

Other Tariffs and charges:

		4.5%	
Tariffs of Certificates		2018/2019	2019/2020
All certificates are Vat exclusive.			
Clearances Certificates each		R 200,00	R 212,00
Clearances Certificates Application for Extension each		R 266,00	R 280,00
Sales of Printouts for Deeds searches each		R 42,00	R 45,00
Sale of account history reports BP 108(3 months and above) each		R 33,00	R 35,00
Duplicate of original account per month		R 12,00	R 13,00
Duplicate of email account per month		R 5,50	R 6,00
Tax Certificate each		R 67,00	R 70,00
			R 73,00



CITY OF MATLOSANA

REFUSE & SANITARY TARIFFS

2020/2021



CITY OF MATLOSANA

REFUSE SERVICES - TARIFF STRUCTURE

Monthly charges for availability and use of Council's refuse and sanitary services:

REFUSE AND SANITARY SERVICES		5,2%	4,5%
1	DOMESTIC REFUSE REMOVAL	2019/2020	2020/2021
This tariff shall apply to services rendered to :			
Amateur sporting clubs Charitable institutions Churches and Church Halls Council hostels Government dwellings and institutions Indigent consumers Excluding Dominionville stands Private dwelling-houses Residential flats Retirement and care centres Townhouses			
1.1.	Indigent Consumer (Subsidized - dependant on service rendered)	R144,23	R150,72
1.2	Removal once (1) a week (per container)		
	Per 85 and 240 litre container (maximum 3 bags)	R144,23	R150,72
1.3	Sub-economical housing: removal once (1) a week (per container)		
	Per 85 and 240 litre container (maximum 3 bags)	R144,23	R150,72
1.4	Removal twice (2) a week (per container)		
	Per 85 and 240 litre container (maximum 3 bags)	R186,77	R195,17
Where a refuse removal service is rendered to a consumer where a combination of domestic and business categories is applicable, the tariff for business shall be applied			
2	BUSINESS REFUSE REMOVAL - ALL AREAS (COMPACTED OR NOT)	2019/2020	2020/2021
This tariff shall apply to services rendered to :			
Bed and Breakfast places Business and Industrial Boarding houses Crèches and Nursery schools Guest houses Private and Government schools Staircase and public lighting Unlicensed clubs and halls Private hospitals Private hostels			
2.1	Removal once (1) a week per container		
2.1.1	Per 85 and 240 litre container (maximum 3 bags)	R169,93	R177,58
2.1.2	Per 1100 litre container	R1 866,46	R1 950,45
2.2	Removal twice (2) a week per container		
2.2.1	Per 85 and 240 litre container (maximum 3 bags)	R225,98	R236,15
2.2.2	Per 1100 litre container	R2 333,04	R2 438,03

	2.3 Removal three (3) times a week per container 2.3.1 Per 85 and 240 litre container (maximum 3 bags) 2.3.2 Per 1100 litre container 2.4 Removal daily (except Saturdays and Sundays) - per container 2.4.1 Per 85 and 240 litre container (maximum 3 bags) 2.4.2 Per 1100 litre container	R282,03 R2 799,74 R339,86 R3 724,72	R294,72 R2 925,73 R355,15 R3 892,33
3	DEPARTMENTAL	2019/2020	2020/2021
	3,1 Per 85 and 240 litre container 3,2 Per 1100 litre container	R169,93 R1 866,57	R177,58 R1 950,57
4	REPLACEMENT OF LOST OR DAMAGED CONTAINERS	2019/2020	2020/2021
	The actual cost to the Council of the material and labour involved, plus a surcharge of 15 % on such amount of administration costs.		
5	RENTAL OF CONTAINERS PER SPECIAL OCCASION (PER DAY)	2019/2020	2020/2021
	5.1 Per 85 litre container 5.2 Per 240 litre container 5.3 Skip container (if available) 5.4 12000 litre roll-on container (if available) 5.5 Refundable deposit of 25% of value of containers also to be paid	R7,20 R8,09 R143,89 R287,80	R7,52 R8,45 R150,37 R300,75
6	DISPOSAL OF DEAD ANIMALS	2019/2020	2020/2021
	6,1 Per disposal (1 x LDV load once (1) per week) 6,2 Per large animal (e.g. horses, cattle etc.) 6,3 S P C A	R252,90 R1 151,07 R0,00	R264,28 R1 202,87 R0,00
7	VACUUM TANK AND SEPTIC TANK REMOVAL	2019/2020	2020/2021
	7.1 Applicable basic sewerage tariff for all different types of erven/premises as if it is connected to the Council's sewer reticulation system. 7.2 In the event where erven or premises are not paying a basic sewerage fee and services are rendered; an additional amount per occasion be applicable 7.3 If service can be rendered outside the Municipal area; only on request if its not delaying service delivery	R225,98 R847,32	R236,15 R885,45
8	VALUE ADDED TAX		
	The tariffs do not include VAT at the standard rate.		



CITY OF MATLOSANA

WATER SUPPLY TARIFFS

2020/2021



CITY OF MATLOSANA

WATER SUPPLY TARIFF STRUCTURE

5.2%

4.5%

Monthly charges for availability and use of Council's Water supply system:

1 BASIC CHARGES	Tariff 2019/2020	Tariff 2020/2021
<p>1.1 A basic charge as set out below shall be levied for all properties with or without improvements, which can be connected to the main supply in the opinion of the Council, whether water is consumed or not.</p> <p>A basic charge as set out below shall be levied per meter on a developed property</p> <p>Agriculture /Smallholdings Business/ Industries Churches Domestic (All areas) Domestic Indigents (Subsidized) Empty stands (Excluding Dominionville) Flats Government Hospital, Institutions and Correctional Services Schools / Nursery schools / Creches</p> <p>1.1.2 Agriculture within Municipal boundaries 1.1.3 Jouberton, Kanana, Khuma and Tigane Townships 1.1.3.1 Formal sector (areas with all services) 1.1.3.2 Informal sector (areas with all services, except electricity) Jouberton, Kanana, Khuma and Tigane Townships (include 1.1)</p> <p>Note 1 :The tariff has been standardised for all areas as referred to 1.1</p> <p>1.2 The basic charge levied in accordance with sub item 1.1 is payable by the registered owner of the erf, stand, lot or other area per meter: provided that where the property of the Council is leased or the registered owner cannot be identified, such basic charge shall be payable by the lessee of the particular property.</p>	<p>R273.12 R644.83 R128.96 R143.15 R143.15 R143.15 R644.83 R644.83 R644.83 R644.83 R151.73</p>	<p>R285.41 R673.85 R134.76 R149.59 R149.59 R149.59 R673.85 R673.85 R673.85 R673.85</p>
2 WATER TARIFFS PER USAGE PER CATEGORY The supply of water to the following categories consumers:	Tariff 2019/2020	Tariff 2020/2021
<p>2.1 Domestic</p> <p>For the first 6kl, per kl: 1-6 For the following 14 kl, per kl: 7 - 20 For the following 30 kl, per kl: 21 - 50 For the following 50 kl, per kl: 51 - 100 For the following 100 kl, per kl: 101 - 200 For the following 100 kl, per kl: 201 - 300 For any quantity in excess of 300 kl, per kl: 301.....</p>	<p>R21.23 R26.01 R26.83 R27.76 R29.28 R31.03 R39.07</p>	<p>5% R22.29 R27.31 R28.17 R29.15 R30.74 R32.58 R41.02</p>
<p>2.2 Domestic - Indigent</p> <p>For the first 6kl, per kl: 1-6 (Subsidized) For the following 14 kl, per kl: 7 - 20 For the following 30 kl, per kl: 21 - 50 For the following 50 kl, per kl: 51 - 100 For the following 100 kl, per kl: 101 - 200 For the following 100 kl, per kl: 201 - 300 For any quantity in excess of 300 kl, per kl: 301.....</p>	<p>R21.23 R26.01 R26.83 R27.76 R29.28 R31.03 R39.07</p>	<p>R22.29 R27.31 R28.17 R29.15 R30.74 R32.58 R41.02</p>
Where water is supplied to a consumer where a combination of domestic and business categories are applicable, the tariff for business shall be applied.		

2.3 Agriculture:		
For the first 10 kl, per kl: 1 -10	R22.16	R23.27
For the following 10 kl, per kl: 11 - 20	R28.81	R30.25
For the following 10 kl, per kl: 21 - 30	R29.40	R30.87
For the following 20 kl, per kl: 31 - 50	R29.62	R31.10
For the following 50 kl, per kl: 51 - 100	R30.45	R31.97
For the following 400 kl, per kl: 101 - 500	R32.78	R34.42
For any quantity in excess of 500 kl, per kl: 501 +	R33.00	R34.65
2.4 Smallholdings :		
For the first 10 kl, per kl: 1 -10	R21.34	R22.41
For the following 10 kl, per kl: 11 - 20	R27.53	R28.91
For the following 10 kl, per kl: 21 - 30	R28.11	R29.52
For the following 20 kl, per kl: 31 - 50	R28.46	R29.88
For the following 50 kl, per kl: 51 - 100	R29.16	R30.62
For the following 400 kl, per kl: 101 - 500	R29.74	R31.23
For any quantity in excess of 500 kl, per kl: 501 +	R32.31	R33.93
2.5 Businesses and Industrial		
For the first 10 kl, per kl: 1 -10	R19.95	R20.95
For the following 10 kl, per kl: 11 - 20	R21.82	R22.91
For the following 10 kl, per kl: 21 - 30	R23.33	R24.50
For the following 20 kl, per kl: 31 - 50	R23.57	R24.75
For the following 50 kl, per kl: 51 - 100	R25.08	R26.33
For the following 400 kl, per kl: 101 - 500	R26.16	R27.47
For any quantity in excess of 500 kl, per kl: 501 +	R26.38	R27.70
2.6 Industry		
For the first 10 kl, per kl: 1 -10	R19.95	R20.95
For the following 10 kl, per kl: 11 - 20	R21.82	R22.91
For the following 10 kl, per kl: 21 - 30	R23.33	R24.50
For the following 20 kl, per kl: 31 - 50	R23.57	R24.75
For the following 50 kl, per kl: 51 - 100	R25.08	R26.33
For the following 400 kl, per kl: 101 - 500	R26.16	R27.47
For any quantity in excess of 500 kl, per kl: 501 +	R26.38	R27.70
2.7 Government		
For the first 10 kl, per kl: 1 -10	R15.98	R23.27
For the following 10 kl, per kl: 11 - 20	R23.09	R30.25
For the following 10 kl, per kl: 21 - 30	R23.57	R30.87
For the following 20 kl, per kl: 31 - 50	R24.15	R31.10
For the following 50 kl, per kl: 51 - 100	R25.08	R31.97
For the following 400 kl, per kl: 101 - 500	R27.06	R34.42
For any quantity in excess of 500 kl, per kl: 501 +	R27.53	R34.65
2.8 Schools		
For the first 10 kl, per kl: 1 -10	R16.09	R23.27
For the following 10 kl, per kl: 11 - 20	R17.15	R30.25
For the following 10 kl, per kl: 21 - 30	R18.08	R30.87
For the following 20 kl, per kl: 31 - 50	R18.32	R31.10
For the following 50 kl, per kl: 51 - 100	R18.54	R31.97
For the following 400 kl, per kl: 101 - 500	R19.01	R34.42
For any quantity in excess of 500 kl, per kl: 501 +	R19.71	R34.65
2.9 Nursery schools		
For the first 10 kl, per kl: 1 -10	R15.98	R23.27
For the following 10 kl, per kl: 11 - 20	R16.79	R30.25
For the following 10 kl, per kl: 21 - 30	R18.08	R30.87
For the following 20 kl, per kl: 31 - 50	R18.32	R31.10
For the following 50 kl, per kl: 51 - 100	R18.54	R31.97
For the following 400 kl, per kl: 101 - 500	R19.01	R34.42
For any quantity in excess of 500 kl, per kl: 501 +	R19.83	R34.65


2.10 Churches & Church Halls		
For the first 10 kl, per kl: 1 - 10	R15.87	R16.66
For the following 10 kl, per kl: 11 - 20	R21.70	R22.79
For the following 10 kl, per kl: 21 - 30	R24.15	R25.36
For the following 20 kl, per kl: 31 - 50	R24.26	R25.47
For the following 50 kl, per kl: 51 - 100	R25.08	R26.33
For the following 400 kl, per kl: 101 - 500	R26.83	R28.17
For any quantity in excess of 500 kl, per kl: 501 +	R27.06	R28.41
2.11 Flats		
For the first 10kl, per kl: 1 - 10	R18.20	R19.11
For the following 10 kl, per kl: 11 - 20	R26.59	R27.92
For the following 10 kl, per kl: 21 - 30	R27.53	R28.91
For the following 20 kl, per kl: 31 - 50	R28.58	R30.01
For the following 50 kl, per kl: 51 - 100	R30.09	R31.59
For the following 400 kl, per kl: 101 - 500	R32.66	R34.29
For any quantity in excess of 500 kl, per kl: 501 +	R40.24	R42.25
2.12 Hospitals, Institutions and Correctional Services		
For the first 10 kl, per kl: 1 - 10	R15.87	R23.27
For the following 10 kl, per kl: 11 - 20	R22.98	R30.25
For the following 10 kl, per kl: 21 - 30	R23.33	R30.87
For the following 20 kl, per kl: 31 - 50	R23.57	R31.10
For the following 50 kl, per kl: 51 - 100	R23.91	R31.97
For the following 400 kl, per kl: 101 - 500	R24.26	R34.42
For any quantity in excess of 500 kl, per kl: 501 +	R24.49	R34.65
2.13 Vaal Reefs / Ariston Plots		
For the first 5 kl, per kl: 1 - 6	R9.45	R9.92
For the following 14 kl, per kl: 7 - 20	R22.28	R23.39
For the following 20 kl, per kl: 21 - 40	R22.63	R23.76
For the following 20 kl, per kl: 41 - 60	R28.34	R29.76
For the following 20 kl, per kl: 61 - 80	R28.70	R30.14
For the following 20 kl, per kl: 81 - 100	R36.40	R38.22
For the following in excess of 100 kl, per kl: 101 +	R36.50	R38.33
3 VALUE ADDED TAX		
These tariffs do not include VAT at the standard rate	15%	15%
4 CHARGES FOR LATE PAYMENT		
	Tariff 2019/2020	Tariff 2020/2021
4.1 Penalty for services that may be restricted / unrestricted if not paid on the due date.	R700.00	R731.50
5 SPECIAL METER READINGS		
	Tariff 2019/2020	Tariff 2020/2021
5.1 Final Reading charges (Closure of Accounts)	R40.00	R41.80



CITY OF MATLOSANA

FRESH PRODUCE MARKET TARIFFS

2020/2021



TRACKING SHEET				
ISSUE / REF NR.		FILE NO.	Ref No.	
SUBJECT FOR ATTENTION	FRESH PRODUCE MARKET (TARIFFS 2020/21)			
COMPILOR OF REPORT	NAME	SIGNATURE	DATE OUT	DATE BACK
	Mr. LUCKY FOURIE		19/03/2020	
ACTION RECOMMENDED	Deputy Director's Approval (Budget)			
POSITION	NAME	SIGNATURE	DATE OUT	DATE BACK
DECISION/ COMMENTS				
POSITION	NAME	SIGNATURE	DATE OUT	DATE BACK
Deputy Director (Budget)	Mrs Tsaone Sekgala		19/03/2020	
DECISION/COMMENTS				



OSANA NATIONAL FRESH PRODUCE MARKET TARIFFS 2020

DESCRIPTION	2019/2020	2020/2021	2021/2022
Agent Floor Space Rent per square Meter Per Month	22.18	23.42	24.73
Delivery Vehicles	90.00	94.86	100.17
Sales Person Permit (annual fee)	2000.00	2108.00	2226.05
Market Agent's Operating Licence	5000.00	5270.00	5565.12
Bank gurantee iro Credit Facility - According to the buyer's purchases			
DESCRIPTION	2019/2020	2020/2021	2021/2022
	FIXED	FIXED	FIXED
Commision on Levy to Boards			
Apples / Pears	1.58	1.67	1.76
Avocado	2.64	2.78	2.94
Garlic	2.64	2.78	2.94
Pineapple	0.53	0.56	0.59
Potatoes	1.58	1.67	1.76
Tomatoes	1.58	1.67	1.76
DESCRIPTION	2019/2020	2020/2021	2021/2022
	5,40%	5,50%	5.5
HIRING OF COLD ROOMS FOR STORAGE PURPOSES			
Economic tray / Half Bag / Pun net / Singel Layer /			
Tray /Tomato box	0.13	0.13	0.14
Tomato Box	0.16	0.17	0.18
Orange Bag	0.18	0.19	0.20
Double Layer	0.23	0.24	0.26
Extra Carton / Jumble Carton / Pack / Carton / Pack /			
lose box	0.23	0.24	0.26
Bunch / Carton / Economic Pack	0.27	0.29	0.31
Banana Box / Sugar Bag	0.27	0.29	0.31
Wire Box	0.46	0.49	0.52
Crate	2.76	2.90	3.07
Ripening			

Fees: Ripening Bananas (ripening process)	2.83	2.98	3.15
Fees: Storage after ripening	0.27	0.29	0.31
Fees: Sale of cancelled Document - Per Document	0.22	0.23	0.25
Fees: Sale of Document - Per Document	0.22	0.23	0.25
Interest Rate on Arears Account			
interest Rate on Arears Account per Annum (1.,25% per month or a portion of a month)			
LEASE OF CARRIAGE EQUIPMENTS			
Rental: Trolleys (plus refundable deposit of R10.00)	20.00	21.08	22.26
Rental: Hydraulic Pallet Jacks(Plus refundable deposit of R20.00	25.00	26.35	27.83
Rental: Forklift (Maximum 2 hours) * Vat Inclusive	90.00	94.86	100.17
ELECTRICITY CONSUMPTION			
Cold Room per month@business tariff	2.09	2.20	2.33
LEASE OF COLD ROOM			
Lease of the entire cold room i.r.o produce bought or sold from the market per day or part thereof	215.00	226.61	239.30
Lease of the entire cold room i.r.o produce NOT bought or sold from the market per day or part thereof	440.00	463.76	489.73
RENTAL: BUILDINGS AND GROUNDS			
Take note:Rental: Deposit is payable for new tenants			
Rental: Covered Parking per parking per month(Council Employees-Free)	134.54	141.81	149.75
Rental Hawkers Stand per stand per month	370.00	389.98	411.82
Rental: Office Space per square meter or part thereof per month or minimum of R1000 which ever is the greatest	30.62	32.28	34.09
Rental: Open Space per square meter or part thereof per month	7.78	8.20	8.66
Rental : Open Space per Square meter or part thereof per month-Overland	1.55	1.64	1.73
Rental: Restaurant per square meter or part thereof per month	23.35	24.61	25.99

Rental: Lapa(Refundable deposit of R 50.00), Employees of free)	110.00	115.94	122.43
Rental:Store room per month	1200.00	1264.80	1335.63
PURCHASER'S CARD			
Sale of Purchaser's card	80.00	84.32	89.04
Cash Handling Fees	0.78	0.82	0.87



CITY OF MATLOSANA

SPORT TARIFFS & AGREEMENTS

2020/2021

ANNEXURE 'B'

Contract List – 2020-2022

Name of Club	Description of Premises	Chairperson Name and Address	Start Date	Expiry Date	Rent Amount
North West Southern Region Tennis Union	Markotter Tennis Complex Erf 333	Mr Pierre Michael Grant ID no.: 6111130 5043 084 PO Box 6708, Klerksdorp, 2572 0829259209 pernywestside@gmail.com	01 July 2020	30 June 2022	R451.56 x 24 Months = R10 837.44
Karate No Michi (Stilfontein)	Volksaal Stilfontein	Mr Philip Rudolf De Jongh ID no.: 731105 5064 087 12 Kuil Straat, Stilfontein, 2551 Ext 8276 ansiedeijongh@vodamail.co.za 0795247355@vodamail.co.za	01 July 2020	30 June 2022	R282.28 x 24 Months =R6774.72
Klerksdorp Bowling Club	Recreation Centre, Bowling green, 1 Goueweg, Pienaarsdorp, klerksdorp	Pieter Johannes Stefanus Croucamp. ID no: 6202155014083 P.O Box 1455 Klerksdorp, 2570 eaabooth@telkomsa.net	01 July 2020	30 June 2022	R395.17 x 24 Months = R9484.08
School of Gymnastics'	School of Gymnastics Voortrekker Road, Pienaarsdorp	Ms Tatiana Lavrentchouk Vizer ID no.: 590104 0182 085 16 Woodlands, Taatibos Ave, Doringkruin, Klerksdorp, 2570 olegvizer@mweb.co.za	01 July 2020	30 June 2022	R451.56 x 24 Months = R10 837.44
Shinkyokushinkai Karate	Recreation Centre – Halls 1 Goueweg, Pienaarsdorp, Klerksdorp	Mr Thomas Sindephi Mayekani ID no.: 710112 5624 089 House No. 6808 Ext 12, Jouberton 2574 0799616423 smayekani@gmail.com	01 July 2020	30 June 2022	R282.28 x 24 Months =R6774.72

North West Jukskei (Yoke Pin) Club	Yoke Pin Club	Mr Paul Hendrik Fick Viljoen ID no.: 4502085072081 17 Sussex Street Roosheuvel 2571 0832272350(phf.viljoen@gmail.com)	01 July 2020	30 June 2022	R225.79 x 24 Months =R5 418.96
Stilfontein Sport Club *New name – Stilfontein Sports Club (Cricket & Rugby combined)	Kowie Park, Stilfontein	Mr Gerald Panther ID no.: 801227 5014 089 Liesbeeck Straat 7 Stilfontein, 2551 0767333289 geraldp@elbroc.co.za	01 July 2020	30 June 2022	R508.06 x 24 Months =R12 193.44
New Vision Secondary School	28 Fries Street Roosheuvel, Klerksdorp, 2574	Doctor Samuel Maqebengwana ID no.: 7705138537083 P.O Box 5280 Doringkriun, 2576 (018) 4624541 swan@telkomsa.net	01 July 2020	30 June 2022	R169.39 x 24 Months =R4 065.20
Klerksdorp Ringball Club	Ringball Club	Mr Daniel Ignatius Schutte ID no.: 830216 5053 085 PO Box 712, Stilfontein, 2550 0824175784 joanstaden@gmail.com	01 July 2020	30 June 2022	R225.79 x 24 Months =R5 418.96
Evening Badminton Club	Recreation Centre Jaapsteyn Hall ,1 Goueweg, Pienaarsdorp, Klerksdorp	Mr Pieter Stephan Czank ID no.: 460322 5081 089 73 Monica, Flamwood Ext 4 Klerksdorp, 2570 083650583	01 July 2020	30 June 2022	R150.00 x 24 Months = R3 600.00
Klerksdorp Tennis Club	Recreation Centre Tennis Courts ,1 Goueweg, Pienaarsdorp, Klerksdorp	Ms Marja Breytenbach ID no.: 470424 0042 088 PO Box 3414 Freemansville 2573 0833910682	01 July 2020	30 June 2022	R372.80 x 24 Months =R8947.00
Matlosana Rugby Academy	Oppenheimer Sports Centre James Motlatsi Stadium IP Portion Plot 438,	Mr Xolani Eric Bukani ID no.: 651228 5809 081 D0019 - #3 BMQ	01 July 2020	30 June 2022	R150.00 x 24 Months =R3 600.00

	Vaal Reefs, Orkney, 2620	Vaal Reefs, Orkney, 2621 0603988348 Matlosanarugbyacadamy499@gmail.com			
AngloGold Ashanti Club for the Disabled – Wheelchair Basketball	Oppenheimer Sports Centre James Motlatsi Stadium Indoor Centre IP Portion Plot 438, Vaal Reefs, Orkney, 2620	Mr Marius Wilhelm Koenig ID no.: 550608 5077 080 16 Angelier, Flimieda Klerksdorp, 2570 0822298473 Marius.w.koenig@gmail.com	01 July 2020	30 June 2022	R338.14 x 24 Months =R8 115.36
Klerksdorp Radio Flyers (Model Aeroplanes)	Model Aeroplanes Club PC Pelsier Airport, Klerksdorp – Model Aeroplanes Club	Nicolaas Jacob Swart ID no.: 670602 5026 085 Posbus 11376 Klerksdorp, 2570 Calvin Schroll – 078 346 2552 Calvinschroll35@gmail.com	01 July 2020	30 June 2022	R225.78 X 24 Months =R5 418.72
Klerksdorp Marathon Club	Clubhouse Recreation Centre, 1 Goueweg, Pienaarsdorp, Klerksdorp	Marius van Heerden ID no.: 750511 5072 085 Pambly Eenheid 22, Flora Street, Adamview, Klerksdorp, 2570 0824877290 mariusvanheerden@gmail.com	01 July 2020	30 June 2022	R282.28 X 24 Months = R6774.72
Klerksdorp Golf Club	Klerksdorp Golf Club Boetrandle Street, Neserhof, Klerksdorp	Rodwell George Cecil Miles ID no.: 701209 5163 083 HTS- Koshuis Wooneenheid 9 Kleynhans Street 18, Pienaarsdorp, Klerksdorp, 2571 0833248021	01 July 2020	30 June 2022	R846.73 x 24 Months =R20 321.52
Manzilpark Local Sports Association	Manzilpark Stadium, R250 Minty and Patel Street, Manzilpark	Farouk Ismail Tagaree ID no: 6705015062084 Shiraz Drive 6 Manzilpark, Klerksdorp, 2571 0798999485	01 July 2020	30 June 2022	R451.56 x 24 Months = R10 837.44

Game Fish Club (Other Name) *North West Deep Sea Angling Club	Recreation Centre, Braai Area, 1 Goueweg, Pienaarsdorp, Klerksdorp	Gerhardus Johannes Engelbrecht ID no.: 540911 5056 085 P.O. 6178 Flamwood, Klerksdorp, 2572 Hennie Wiesie – 0823224201	01 July 2020	30 June 2022	R225.78 X 24 Months =R5 418.72
Morning Badminton Club	Recreation Centre Jaapsteyn Hall ,1 Goueweg, Pienaarsdorp, Klerksdorp	Sarah Edelweide Collignon ID no: 5804210036083 P.O Box 20147 Klerksdorp,2575	01 July 2020	30 June 2022	R150.00 x 24 Months = R3600
Klerksdorp Rugby Club	Markotter complex	Jacobus Johannes Opperman ID no.: 630927 5112 083 No. 6 Cilliers Street, La Hoff, Klerksdorp, 2570 0832728818 jj.opperman@yahoo.com	01 July 2020	30 June 2022	R508.06 x 24 Months = R12 193.44
North West Cricket	Old Markotter, Recreation Centre, Manzilpark, Victory park	Mr. Hermanus Gerhardus Prinsloo ID no.: 6904095104086 Senwes Park Stadium, Loop Street, Potchefstroom (018)294 6666 ramokgethir@cricket.co.za	01 July 2020	30 June 2022	R1298.29 x 24 Months = R31 158 .96
Hartbeesfontien Rugby Club	Hartbeesfontein Old Rugby Club, Erf 264 Jakaranda Street, Hartbeesfontein	Jurgens Abraham Kruger ID no.: 580107 5041 083 29 Van Der Lingen, Hartbeesfontein, 2600 0832707426	01 July 2020	30 June 2022	R225.78 X 24 Months =R5418.72
Klerksdorp Squash Club	Klerksdorp Squash Courts	Sepriano Perreira Guerreiro Gurerreiro ID no. 631124 5080 085 Private Bag X10, Suite 10, Flamwood, Klerksdorp, 2572 0829387441 fantasia@lantic.net	01 July 2020	30 June 2022	R338.14 x 24 Months =R8115.36
Westelikes Pigeon Club	Clubhouse Recreation Centre, 1 Goueweg, Pienaarsdorp, Klerksdorp	Jan Lodewyk Duminy ID no.: 740918 5094 089 P.O. Box 2040, Klerksdorp, 2570	01 July 2020	30 June 2022	R200.00 x 24 Months =R4 800.00

		0835608562 Whiteater511@yahoo.com			
Matlosana Local Football Association	Matlosana Stadium, Brazil Stadium, Ext 12/16, Kanana Stadium, Tigane Stadium, Khuma Stadium, Alabama Stadiums	Marumo Joseph Modieginanya - ID no.: 631217 5734 089 0825837187 Modieginanyamaru63@gmail.com	01 July 2020	30 June 2022	R360.00 x 24 Months R8 640.00
Department of Education & Development	All Stadiums	Maruping Emmanuel Keagile ID no.: 570824 5414 084 47 Wintervogel Street STILFONTEIN 2550 Oumaki Moruthane – 073 308 1502 smoruthane@nwpg.gov.za	01 July 2020	30 June 2022	R916.67 x 24 Months =R22 000.00
North west pool association	Recreation Centre, 1 Bar Hall, 1 Goueweg, Pienaarsdorp, Klerksdorp	Mr Neville Davids ID no.:660701 5123 082 25 Marmer Street, Wilkoppies, Klerksdorp, 2571 0813483300 ndavids@telkomsa.net	01 July 2020	30 June 2022	R395.17 x 24 Months = R9484.08
Matlosana Rhino's Darts Club	Recreation Centre Clubhouse 1(Old Klerksdorp Rugby club's clubhouse)	Mr Christoffel Johannes Breydenbach ID no.: 660910 5075 081 Sussex Laan 2 Roosheuvel, Klerksdorp, 2571 Chris.breydenbach@gmail.com	01 July 2020	30 June 2022	R395.17 x 24 Months = R9484.08

PROPOSED TARIFFS LEASE AND SERVICE

18/17/1

ACCOUNTS OF SPORTS CLUBS FOR 2020-2021

GM/VS

PURPOSE:

The purpose of this report is to inform Council of the monthly payments that sport clubs have to pay from 1 July 2020 and also to include tariffs for all other sports facilities and clubs in Matlosana. The **Term** of lease regarding contracts will be 24 months (two years). Attached Annexure "C", is the proposed contract that can be used between Council and the Sports Clubs.

BACKGROUND:

Council reconsiders the tariffs of lease and service accounts of sports clubs every 24 months

New tariffs must be implemented with effect from the 1 July 2020 accounts in terms of Section 75A of the Local Government Municipal Systems Act 2000.

RECOMMENDATION:

- a) That the proposed tariffs of lease and service accounts of Sports Clubs for the 2020/2021 financial years as set out in Annexure "B" and for schools as set out in Annexure "B" that includes VAT of 14% be approved and be implemented with effect from 1 July 2020 account in terms of Section 75A of the Local Government Municipal Systems Act 2000
- b) That should sports clubs want to make use of community halls other than on the times stipulated, bookings be made in advance for the specific days and that the current tariffs be applicable.
- c) That when any sports facility is used after 24:00, an additional fee be levied plus the cost of the electricity as per tariffs
- d) That the proposed draft contract between Council and Sports Clubs as reflected in Annexure "C" be approved.
- e) That the Deputy Director SAC be granted delegated powers to remove or to add a club on the attached list or terminate their contract with the Council during the two years.
- f) That sport facilities only be used for sports related activities, official events of Council or events that has been approved by the Council Resolution and Sports Council.
- g) That all leased Sport facilities with bars operating for more than 5 hours be billed electricity separately.
- h) That Clubs that are in arrears with the hiring fees on 28 April 2020 with more than R1000.00, contracts not be renewed. (Annexure 'B')
- i) That Council approves the tariffs as per attachment A and B.
- j) That Council approve the usage of all Stadiums and Sports halls for other events other than Sport.
- k) That these tariffs be considered for the 2020/2021 Annual Budget.
- l) That in arranging of all type of events, the necessary legislation (Sport and Recreational Events Act 2 of 2010) be adhered to, and that required documentation in this regard be submitted at least 7 days before the starting of the event. If the required documents are not received 7 days before the event, the event will not be allowed to continue.
- m) That the agreement and checklist be signed and approved before the start of any the event.

ANNEXURE 'A'

FACILITY	ACTIVITY	PROPOSED TARIFF
----------	----------	--------------------

A) SPORTS STADIUMS (EXCLUDING MONDAYS)

Alabama Manzilpark Matlosana Brazil	Any Match	R337.08
Extension 16 Extension 12	Soccer Tournaments	R674.16
Khuma Kanana	Clubhouse	R224.47
Tigane Markotter B+C Fields	Athletics Juniors Seniors	R224.72
	Electricity + Lights	R112.36

SPORTS FIELDS	Soccer fields	R674.16
	Hockey fields	Electricity Included
	Rugby fields	
	Cricket fields	
	Tournament	R561.80
	Other fields	
	<u>Courts</u>	
	Basketball	
	Volleyball	R78.65
	Netball	R78.65
	Tennis	R78.65
	Per match	R78.65
	Per Tournament	R224.72

STADIUMS	EVENTS	TARIFFS	OVERTIME
Brazil	Mass Meetings	R 6 360.00	R159 per General Worker per hour R296.80 per Supervisor per hour. (This tariff must increase annually by percentage equal to percentage approved by bargaining Council)
Alabama	Political meetings	R 6 360.00	
Tigane	Funerals	R 2 120.00	
Kanana	Churches	R 2 650.00	
Khuma	Music festivals	R12 720.00	
Victory park			
Manzilpark			
Ext 12			
Ext 16			
Matlosana			
Sport Complex			
Kowie Park			

SWIMMING POOLS

TARIFFS

2020/2021	TARIFFS	TARIFFS – FOR HIRING
Children	R7.00	One Day – R5000.00
Adults	R10.00	

SPORT HALLS

HALLS	EVENTS	TARIFFS
Khuma Sport Hall	Meetings	R530.00
	Funerals	R530.00
	Sports Events	R530.00
	Churches	R530.00
	Other approved events	R2120.00
Kanana Gymnasium Hall	Meetings	R530.00
	Funerals	R530.00
	Sports Events	R530.00
	Churches	R530.00
	Other approved events	R2120.00

RECREATION CENTRE			
HALLS	EVENTS	TARIFFS	
Jaapsteyn Hall	Meetings	R2650.00	
	Funerals	R2650.00	
	Weddings	R2650.00	
	Sports Events	R2650.00	
	Churches	R2650.00	
	Other approved events	R2650.00	
	Kitchen Hiring R1000.00 Non- Refundable for all Halls		
Maritjie Hall	Workshops	R530.00	
	Meetings		
	Examinations		
	Party		
Westhall	Workshops	R530.00	
	Meetings		
	Examinations		
	Party		
RECREATION CENTRE - STADIUM			
MAIN STADIUM	EVENTS	TARIFFS	OVERTIME
Main Ground	Mass Meetings	R5 618.00	R159 per General Worker per hour. R296.80 per Supervisor per hour. (This tariff must increase annually by percentage equal to percentage approved by bargaining Council)
	Political Meetings	R6 360.00	
	Council Events	-	
	Funerals	R2 650.00	
	Other approved Events	R11 236.00	
MARKOTTER STADIUM			
MAIN STADIUM	EVENTS	TARIFFS	OVERTIME
Main Ground	Mass Meetings	R5 618.00	R159 per General Worker per hour. R296.80 per Supervisor per hour. (This tariff must increase annually by percentage equal to percentage approved by bargaining Council)
	Political Meetings	R6 360.00	
	Council Events	R0.00	
	Funerals	R2 650.00	
	Concerts and other approved events	R 15 236.00	

OPPENHEIMER STADIUM

MAIN STADIUM	EVENTS	TARIFFS	OVERTIME
Main Ground	Mass Meetings	R42 400.00	R159 per General Worker per hour. R296.80 per Supervisor per hour. (This tariff must increase annually by percentage equal to percentage approved by bargaining Council)
	Political Meetings	R42 400.00	
	Funerals	R 5 618.00	
	Churches	R42 400.00	
	Other approved		
	PSL Events	R53 000.00	
	Concerts	R53 000.00	
B&C Fields	Events	R530.00	
Indoor centre- hall	Kiosk/kitchen	Camp site	Boardroom
Tariffs	Tariffs	Tariffs	Tariffs
R5 300.00	R1000.00 Non-Refundable	R2 120.00	R1060.00



CITY OF MATLOSANA

LIBRARY TARIFFS

2020/2021

LIBRARY SERVICES

PROPOSED CHANGES TO TARIFFS FOR 2019/2020; 2020/2021 AND 2021/2022 FINANCIAL YEARS

CHARGES LEVIED	2018/2019 CURRENT	2019/2020 PROPOSED	2020/2021 PROPOSED	2021/2022 PROPOSED
MEMBERSHIP FEES				
	R100,00 per person per annum, applicable to visitors and persons not residing within the municipal boundaries of the City of Matlosana, excepting Vierfontein	R100,00 per person per annum, applicable to visitors and persons not residing within the municipal boundaries of the City of Matlosana, excepting Vierfontein	R100,00 per person per annum, applicable to visitors and persons not residing within the municipal boundaries of the City of Matlosana, excepting Vierfontein	R100,00 per person per annum, applicable to visitors and persons not residing within the municipal boundaries of the City of Matlosana, excepting Vierfontein
LOSSES:				
Children and youth books	R50.00	Fine as per the cost price of the Item	Fine as per the cost price of the Item	Fine as per the cost price of the Item
Adults Fiction	R70.00	Fine as per the cost price of the Item	Fine as per the cost price of the Item	Fine as per the cost price of the Item
Adults Non-Fiction	R100.00	Fine as per the cost price of the Item	Fine as per the cost price of the Item	Fine as per the cost price of the Item
CDs	R70.00	Fine as per the cost price of the Item	Fine as per the cost price of the Item	Fine as per the cost price of the Item
Periodicals	R20.00	Fine as per the cost price of the Item	Fine as per the cost price of the Item	Fine as per the cost price of the Item
Audio Books	R70.00	Fine as per the cost price of the Item	Fine as per the cost price of the Item	Fine as per the cost price of the Item
Language courses (audio)	R250.00	Fine as per the cost price of the Item	Fine as per the cost price of the Item	Fine as per the cost price of the Item

Toys	R40.00	Charge as per the cost price of the Item	Charge as per the cost price of the Item	Charge as per the cost price of the Item
Art Prints	R40.00	Fine as per the cost price of the Item	Fine as per the cost price of the Item	Fine as per the cost price of the Item
INTER LIBRARY LOANS				
	R70.00	R70.00	R70.00	R70.00
FINES:				
Fiction, Non Fiction, CDs and periodicals	R1.00 per item per week or part of week with a maximum of R10.00	R2.00 per week per item with a maximum fine of R40.00 per user.	R2.00 per week per item with a maximum fine of R40.00 per user.	R2.00 per week per item with a maximum fine of R40.00 per user.
Videos, DVDs, CD-Roms, Reference Loans	R5.00 per item per day with a maximum of R30.00	R5.00 per item per day with a maximum of R30.00	R5.00 per item per day with a maximum of R30.00	R5.00 per item per day with a maximum of R30.00
ADDITIONAL ITEM	-	R2.00 per additional item circulated.	R2.00 per additional item circulated.	R2.00 per additional item circulated.
HALL RENTAL				
All library hall: non-profit clubs and organizations with educational, cultural and community upliftment objectives and religious gatherings. (Free of charge for Council affairs.)	R300.00 per occasion not lasting longer than a day.	R360.00 per occasion not lasting longer than a day.	R360.00 per occasion not lasting longer than a day.	R360.00 per occasion not lasting longer than a day.

All library hall: Private person and organizations where a fee is charged or with a business purpose	R300.00 per occasion not lasting longer than a day.	R360.00 per occasion not lasting longer than a day.	R360.00 per occasion not lasting longer than a day.	R360.00 per occasion not lasting longer than a day.
All library hall: Private person who hire the hall for the purpose of presenting a cultural or religious activity where a fee is charged.	R300.00 per occasion not lasting longer than a day..	R360.00 per occasion not lasting longer than a day	R360.00 per occasion not lasting longer than a day.	R360.00 per occasion not lasting longer than a day.

PHOTOCOPIES

Black and white	50c per A4 copy	R1.00 per A4 copy	R1.00 per A4 copy	R1.00 per A4 copy
Black and white	R1.00 per A3 copy	R2.00 per A3 copy	R2.00 per A3 copy	R2.00 per A3 copy
Colour	R5.00 per A4 copy	R5.00 per A4 copy	R5.00 per A4 copy	R5.00 per A4 copy
Colour	R10.00 per A3 copy	R10.00 per A3 copy	R10.00 per A3 copy	R10.00 per A3 copy

FACSIMILE FACILITIES: (For libraries that have facsimile facilities)

0-25 KM	R5.00 per page	R5.00 per page	R5.00 per page	R5.00 per page
251-500 KM	R5.00 per page	R5.00 per page	R5.00 per page	R5.00 per page
501-1000 KM	R5.00 per page	R5.00 per page	R5.00 per page	R5.00 per page
Africa Countries (near)	R15.00 per page	R15.00 per page	R15.00 per page	R15.00 per page
Africa Countries (far)	R15.00 per page	R15.00 per page	R15.00 per page	R15.00 per page
Overseas countries	R30.00 per page	R30.00 per page	R30.00 per page	R30.00 per page

INTERNET USAGE

	Free of charge at libraries that have internet facilities.	Free of charge at libraries that have internet facilities.	Free of charge at libraries that have internet facilities.	Free of charge at libraries that have internet facilities.
--	--	--	--	--

LAMINATING FACILITIES (For libraries that have laminating facilities)	R10.00 per A4 document.	R10.00 per A4 document.	R10.00 per A4 document.	R10.00 per A4 document.
	R5.00 ID card size document.	R5.00 ID card size document.	R5.00 ID card size document.	R5.00 ID card size document.
COMPUTER PRINTOUTS	R0.50 per A4 page	R2.00 per A4 page R4.00 per A3 page R6.00 per A4 colour Page R12.00 per A3 colour Page	R2.00 per A4 page R4.00 per A3 page R6.00 per A4 colour Page R12.00 per A3 colour Page	R2.00 per A4 page R4.00 per A3 page R6.00 per A4 colour Page R12.00 per A3 colour Page
a) That the proposed tariffs for Library Services be approved and be implemented with effect from 01 July 2020 in terms of Section 75A of the Local Government : Municipal Systems Act , act 32 of 2000 as amended				



CITY OF MATLOSANA

CEMETERY TARIFFS

2020/2021

AMENDING OF CEMETERY TARIFFS**14/15
DDCS/DR****PURPOSE**

The purpose of the report is to request amendments for cemetery tariffs for the 2020/2021 financial year.

BACKGROUND

The proposed new tariffs for 2020/2021.

<u>TARIFFS</u>	2019/2020 CURRENT	2020/2021 PROPOSED
<u>PURCHASING OF GRAVE</u>		
Resident: Adult (8ft grave)	R 627.00	R 658.00
Child (Stillborn up to 7 year of age)	R 462.00	R 485.00
Non-resident: Adult	R 2 153.00	R 2 258.00
Child (Stillborn up to 7 year of age)	R 2 153.00	R 2 258.00
<u>DIGGING OF GRAVE</u> (When grave was already purchased)		
Resident: Adult	R 284.00	R 298.00
Child	R 166.00	R 174.00
Non-resident: Adult	R 627.00	R 658.00
Child	R 438.00	R 459.00
<u>ENLARGEMENT OF A GRAVE</u>		
Resident	R 320.00	R 336.00
Non-resident	R 936.00	R 982.00
<u>DEEPENING OF A GRAVE</u>		
Resident	R 320.00	R 336.00
Non-resident	R 745.00	R 782.00
<u>ENLARGEMENT OF A GRAVE TO BE MASONED</u>		
Resident	R 745.00	R 782.00
Non-resident	R 1 101.00	R 1 155.00
<u>RE-OPENING OF A GRAVE (2ND INTERMENT)</u>		
Resident	R 414.00	R 434.00
Non-resident	R 1 124.00	R 1 179.00
OPENING OF A GRAVE FOR THE INTERMENT OF AN URN WITH ASHES	R 414.00	R 434.00

EXHUMATIONS	R 1 183.00	R 1 241.00
CHARGES PAYABLE FOR APPROVAL OF PLANS FOR ERECTION OF TOMBSTONES. CHARGES PAYABLE PER PERSON PER INTERNMENT	R 190.00	R 200.00
<u>WALL OF REMEMBRANCE (ONLY IN KLERKSDORP)</u>		
PURCHASE OF NICHE Resident Non-resident	R 414.00 R 934.00	R 434.00 R 980.00
<u>PURCHASE OF GRANITE TABLET:</u> <i>Purchases to be done directly at supplier by client as per specifications.</i>		
CHARGES TO FILL GRAVE	R 592.00	R 621.00
<u>OVERTIME (ALL CEMETERIES)</u> Funerals: After 14:30 at graveyard / cemetery on weekdays SATURDAYS SUNDAYS & PUBLIC HOLIDAYS	R 592.00 R 758.00 R 947.00	R 621.00 R 795.00 R 994.00

RECOMMENDATION

- (a) That cognisance be taken of proposed amendments to current cemetery 2020/2021 financial year.
- (b) That the proposed tariffs for Cemeteries be approved with effect from 01 July 2020 and implemented in terms of Section 75A of the Local Government: Municipal Systems Act 2000, act 32 of 2000 as amended.
- (c) All tariffs include VAT at standard rate

SUBMITTED FOR CONSIDERATION

DR/sm: Tariffs 2020/2021



CITY OF MATLOSANA

CLEARING/CLEANING OF PRIVATED OWNED STAND TARIFFS

2020/2021

**AMENDING OF TARIFFS – CLEARING AND OR CLEANING
OF PRIVATE OWNED STANDS**

**14/7
DDCS/LDR**

PURPOSE

To request the amendment of tariffs for the 2020/2021 financial year.

BACKGROUND

The tariffs of the Municipal Clearing and or Cleaning of Privately owned Stands

CLEARING / CLEANING OF PRIVATE STANDS SCHEDULE OF TARIFFS

<u>CHARGES PAYABLE</u>		<u>2020/2021 PROPOSED</u>
Removal of grass/bush from the topsoil	Per m ²	R 3.00
Cutting of grass/bush to a maximum height of 150 mm above the ground by use of pedestrian guided rotary mowers/drive on mower and bush cutters	Per m ²	R 1.00
Cutting of grass/bush to a maximum height of 150 mm above the ground by use of tractor mounted rotary mower	Per/hr	R 250.00
Cutting and removing trees with a height		
Exceeding 1m up to and including 2m (small tree)	Per tree/bush	R 150.00
Exceeding 2m up to and 5m (big tree)	Per tree/bush	R 800.00
Removal of rubbles and illegal dumping	6 m ² cubic	R 1000.00

RECOMMENDATION

- That cognisance be taken of proposed amendments to current Municipal Clearing/cleaning of privately owned stands tariffs for 2020/2021 financial year.
- That the proposed tariffs for the Clearing / Cleaning of Privately Owned Stands be approved and be implemented with effect from 01 July 2020 in terms of Section 75A of the Local Government : Municipal Systems Act , act 32 of 2000 as amended
- All tariffs include VAT at standard rates

SUBMITTED FOR CONSIDERATION

LDR/dp: Clearing / Cleaning Private Stands 2020/2021



CITY OF MATLOSANA

MUNICIPAL LIVE STOCK MARKET (AUTION KRAAL) TARIFFS

2020/2021

**AMENDING OF TARIFFS – MUNICIPAL LIVESTOCK
MARKET (AUCTION KRAAL)**

**14/5
DDCS**

PURPOSE

To request the amendment of tariffs for the 2020/2021 financial year.

BACKGROUND

The tariffs of the Municipal Livestock Market need to be amended annually.

LIVESTOCK MARKET SCHEDULE OF TARIFFS

<u>CHARGES PAYABLE</u>	<u>2019/2020 PROPOSED</u>	<u>2020/2021 PROPOSED</u>
1. Charges payable in terms of section 6-		
a) booking fees for the use of livestock market for four days in every month in calendar year, per annum:	R293.00	R 307.00
b) for every additional auction per month in the same calendar year, per day.	R206.00	R 216.00
2. Charges payable in terms of section 7: Per auction, per day:	R206.00	R 216.00
3. Charges payable in terms of section 8: Percentage of gross turnover received by auctioneers in respect of sales (determined as per tender conditions) (monthly payments)		
4. Charges payable in terms of section 16 – (Overnight facilities)		
a) large livestock, per 24 hours or part thereof, per head.	R82.00 per head Minimum charge of R400.00	R 86.00 per head Minimum charge of R 419.00
b) small livestock, per 24 hours or part thereof, per head.	R66.72 per head Minimum charge of R300.00	R 69.00 per head Minimum of R 315.00
5. Lease of Kiosk area per m ² (per annum)	R70.00	R 73.00

RECOMMENDATION

- a) That cognisance be taken of proposed amendments to current Municipal Livestock Market tariffs for 2020/2021 financial year.
- b) That the proposed tariffs at Municipal Livestock Market for 2020/2021 financial year be approved and be implemented with effect from 1 July 2019 in terms of Section 75A of the Local Government : Municipal Systems Act , act 32 of 2000 as amended
- c) That conditions pertained in the current lease agreement be honored until such lease agreement expires.
- d) Services consumed are for the account of the lessee.
- e) All tariffs include VAT at standard rates

SUBMITTED FOR CONSIDERATION

DR/dp: Livestock tariffs: 2020/2021



CITY OF MATLOSANA

REMOVAL OF TREES TARIFFS

2020/2021

**AMENDING OF TARIFFS – REMOVAL OF TREES
(DUE TO NEW DEVELOPMENTS ON PAVEMENTS)**

**14/7
DDCS**

PURPOSE

To request the amendment of tariffs for the 2020/2021 financial year.

BACKGROUND

The tariffs of the Municipal removal of trees on pavement due to new developments

REMOVAL OF TREES SCHEDULE OF TARIFFS

<u>CHARGES PAYABLE</u>	<u>2019/2020 CURRENT</u>	<u>2020/2021 PROPOSED</u>
New developments where trees must be removed on pavements (per hour rate will be charged)	R670.00 Per hour (or part thereof)	R702.00 Per hour (or part thereof)

RECOMMENDATION

- a) That cognisance be taken of proposed amendments to current Municipal Removal Trees tariffs for 2020/2021 financial year.
- b) That the proposed tariffs for the Removal Trees be approved and be implemented with effect from 01 July 2021 in terms of Section 75A of the Local Government : Municipal Systems Act , act 32 of 2000 as amended
- c) All tariffs include VAT at standard rates

SUBMITTED FOR CONSIDERATION

DR/dp: Removal Trees 2020/2021



CITY OF MATLOSANA

FAAN MEINTJES TARIFFS

2020/2021

AMENDING OF TARIFFS – FAAN MEINTJES NATURE RESERVE

14/16
DDCS

PURPOSE

To request the amendment of tariffs at Faan Meintjes Nature Reserve for the 2020/2021 financial year.

BACKGROUND

The proposed new tariffs for 2020 / 2021

<u>TARIFFS</u>	<u>2019/2020 CURRENT</u>	<u>2020/2021 PROPOSED</u>
Entrance Fee per Person *	R 28.00	R 29.00
Entrance for School Children to Reserve & Educational Center	R 15.00	R 16.00
Entrance Fee to Educational Centre (optional)	R 15.00	R 16.00
Daily Cyclist per Person	R 28.00	R 29.00
Entrance Fee per Vehicle *	R 110.00	R115.00
Entrance fee per Passenger Bus	R 240.00	R 251.00
Hiking Tour per person	R 70.00	R 73.00
Hiring of Lapa Area	R 2 510.00	R 2632.00
Refundable Damage Deposit: Lapa Area	R 2 800.00	R 2937.00
Events / Concerts	R 27 900.00	R 29 267.00
Refundable Damage deposit: Events & Concerts	R 7 000.00	R 7 343.00
Hiring of Educational Facilities	R 5 000.00	R 5 245.00
Refundable Damage Deposit: Educational Facilities	R 2 500.00	R 2 622.00
Recreation Cycling per/Person per Annum	R 500.00	R 524.00
Events for Cyclist Hiring Lapa Area	R 2 510.00	R 2632.00
Refundable Deposit for Cyclist Events	R 2 800.00	R 2937.00
Entrance Fee for Cyclists Event per Person	R 28.00	R 29.00
Events for Marathon Hiring Lapa Area	R 2 510.00	R 2632.00
Refundable Deposit for Marathon Events	R 2 800.00	R 2937.00
Entrance Fee for Athlete Event per Person	R 28.00	R 29.00
All Chalets: 1 – 2 Persons	R 560.00	R 587.00
Additional Persons	R 280.00	R 293.00
Damage/key deposit per Chalet	R 490.00	R 514.00
Cancellation Fee for Chalets	50% of rent payable	
Caravan Stand per Night (maximum 6 persons)	R 420.00	R 440.00
Additional Person at Caravan Stand per Night	R 100.00	R 104.00
South African Senior Citizens (With ID)	50% off on Tuesdays except on Public Holidays	
Free Entrance to All Citizens on Tourism Week	MONDAY – FRIDAY ONLY	
CHILDREN: 6 YEARS AND YOUNGER STAY FREE AT THE CHALET AND CARAVAN SITES		

*

Also applicable to Visitors to Accommodation Facilities

RECOMMENDATION

- (a) That the tariffs be amended for the 2020/2021 financial year.
- (b) That the Municipal Manager or delegated official be authorized to exempt or reduce tariffs of meritorious organizations at his/her discretion.
- (c) That the proposed tariffs at Faan Meintjes Nature Reserve for 2020/2021 financial year be approved and be implemented with effect from 1 July 2020 in terms of Section 75A of the Local Government: Municipal Systems Act, act 32 of 2000 as amended
- (d) All tariffs include VAT at standard rated

It is suggested and recommended that the following conditions form part of the leasing agreement Faan Meintjes Facilities.

CONDITIONS OF LEASE OF FAAN MEINTJES FACILITIES

- 1) Swimming pool is out of bounds for guests hiring the Lapa Area and/or day visitors.
- 2) Ablution facilities at Caravan Site out of bounds for guests at the Lapa Area and/or day visitors.
- 3) Damage deposit (R 2 937.00) will be refunded only if no damage was caused during the leasing of the Lapa Area and the area is left clean.
- 4) Events with Music R29 267.00 and full reservation of chalets and caravan sites.
- 5) Damage deposit (R7 343.00) will be refunded only if no damage was caused during the leasing of the areas for events with music.
- 6) Damage deposit (R2 622.00) will be refunded only if no damage was caused during the leasing of the Educational Centre and the area and facility is left clean.
- 7) Events held at the Educational Center: to bring their own gas bottles for stoves, bring own cutlery and crockery and decorations.
- 8) No pets allowed in the Faan Meintjes Nature Reserve.

SUBMITTED FOR CONSIDERATION

DR/dp: FMNR Tariffs: -2020/2021



CITY OF MATLOSANA

PC PELSER AIRPORT TARIFFS

2020/2021

AMENDING OF TARIFFS - PC PELSER AIRPORT**14/14/1
DDCS****PURPOSE**

To request approval of tariffs at PC Pelser Airport for 2020/2021 financial year.

BACKGROUND

The proposed new tariffs for 2020/2021

COUNCIL	HANGER SIZE	RENTAL TARIFF 2019/2020	RENTAL TARIFF 2020/2021 PROPOSED
HANGAR 1	104	R1685 VAT excl p.m.	R 1819.00 vat excl pm
HANGAR 2	85	R1377 VAT excl p.m.	R 1487.00 vat excl pm
HANGAR 3	85	R1377 VAT excl p.m.	R 1487.00 vat excl pm
HANGAR 4	85	R1377 VAT excl p.m.	R 1487.00 vat excl pm
HANGAR 5	85	R1377 VAT excl p.m.	R 1487.00 vat excl pm
HANGAR 6	85	R1377 VAT excl p.m.	R 1487.00 vat excl pm
HANGAR 7	85	R1377 VAT excl p.m.	R 1487.00 vat excl pm
HANGAR 8	85	R1377 VAT excl p.m.	R 1487.00 vat excl pm
HANGAR 9	85	R1377 VAT excl p.m.	R 1487.00 vat excl pm
HANGAR 10	101	R1636 VAT excl p.m.	R 1766.00 vat excl pm
HANGAR 11	154	R2495 VAT excl p.m.	R 2694.00 vat excl pm
PRIVATE			
HANGAR 12	256	R3318 VAT excl p.a.	R 3583.00 vat excl pa
HANGAR 13	198	R2566 VAT excl p.a.	R 2771.00 vat excl pa
HANGAR 14	480	R6220 VAT excl p.a.	R 6717.00 vat excl pa
HANGAR 15	174	R2255 VAT excl p.a.	R 2435.00 vat excl pa
HANGAR 16/1	212	R2748 VAT excl p.a.	R 2967.00 vat excl pa
HANGAR 16/2	141	R1828 VAT excl p.a.	R 1974.00 vat excl pa
HANGAR 17	404	R5236 VAT excl p.a.	R 5654.00 vat excl pa
HANGAR 18	183	R2372 VAT excl p.a.	R 2561.00 vat excl pa
HANGAR 19/1	86	R1115 VAT excl p.a.	R 1204.00 vat excl pa
HANGAR 19/2	97	R1257 VAT excl p.a.	R 1357.00 vat excl pa
HANGAR 20	164	R2125 VAT excl p.a.	R 2295.00 vat excl pa
HANGAR 21/1	175	R2268 VAT excl p.a.	R 2449.00 vat excl pa
HANGAR 21/2	150	R1944 VAT excl p.a.	R 2099.00 vat excl pa
HANGAR 22	125	R1620 VAT excl p.a.	R 1749.00 vat excl pa
HANGAR 23	193	R2501 VAT excl p.a.	R 2701.00 vat excl pa

HANGAR 24	143	R1853 VAT excl p.a.	R 2001.00 vat excl pa
HANGAR 25	143	R1853 VAT excl p.a.	R 2001.00 vat excl pa
HANGAR 26	547	R7089 VAT excl p.m.	R 7656.00 vat excl pa
HANGAR 27	248	R3214 VAT excl p.a.	R 3471.00 vat excl pa
Club house 28	124	R4.960 VAT excl p.m	R 5 356.00 vat excl pm
HANGAR 29/1	171	R2340 VAT excl p.a.	R 2527.00 vat excl pa
HANGAR 29/2	171	R2340 VAT excl p.a.	R 2340.00 vat excl pa
HANGAR 30	168	R2177 VAT excl p.a.	R 2351.00 vat excl pa
HANGAR 31	387	R5016 VAT excl p.a.	R 5417.00 vat excl pa
HANGAR 32	119	R1542 VAT excl p.a.	R 1665.00 vat excl pa
HANGAR 33	118	R1529 VAT excl p.a.	R 1651.00 vat excl pa
HANGAR 34	118	R1555 VAT excl p.a.	R 1679.00 vat excl pa
HANGAR 35	118	R1555 VAT excl p.a.	R 1679.00 vat excl pa
HANGAR 36	111	R1439 VAT excl p.a.	R 1554.00 vat excl pa
HANGAR 37	775	R10 044 VAT excl p.a.	R 10 847.00 vat excl pa
HANGAR 38	564	R7309 VAT excl p.a.	R 7893.00 vat excl pa
HANGAR 39	338	R4380 VAT excl p.a.	R 4730.00 vat excl pa
HANGAR 40	600	R7776 VAT excl p.a.	R 8398.00 vat excl pa
HANGAR 41	494	R6402 VAT excl p.a.	R 6914.00 vat excl pa
HANGAR 42	535	R6934 VAT excl p.a.	R 7488.00 vat excl pa
HANGAR 43	430	R5573 VAT excl p.a.	R 6018.00 vat excl pa
OTHER			
Terminal/ Tower	90	R3888 VAT excl p.a.	R 4199.00 vat excl pm
Fuel Depot	225	R2916 VAT excl p.a.	R 3149.00 vat excl pa
Club House	125	R4.960 VAT excl p.m	R 5 356.00 vat excl pm
EVENTS AT AIRPORT		R5000.00	R 5400.00
REFUNDABLE DEPOSIT FOR EVENTS		R2500.00	R 2700.00

RECOMMENDATION

- (a) That cognisance be taken of proposed amendments for PC Pelser Airport for the 2020/2021 financial year.
- (b) That the proposed tariffs for PC Pelser Airport be approved and implemented with effect from 1 July 2019 in terms of Section 75A of the Local Government: Municipal Systems Act 2000, act 32 of 2000 as amended
- (c) Services consumed for account of lessee.
- (d) All tariffs include VAT at standard rates

FOR YOUR CONSIDERATION

DR/dp: PC Pelser Airport: Tariffs – 2020/2021



CITY OF MATLOSANA

MUNICIPAL POUND TARIFFS

2020/2021

AMENDING OF TARIFFS – MUNICIPAL POUND

DDCS

PURPOSE

To request the amendment of tariffs at the Municipal pound for 2020/2021 financial year.

BACKGROUND

The proposed new tariffs for 2020/2021.

TARIFFS – MUNICIPAL POUND

<u>CHARGES PAYABLE</u>	<u>2019/2020 CURRENT</u>	<u>2020/2021 PROPOSED</u>
1. <u>POUND FEES</u> (Administration)		
a) Applicable to any animal, regardless of sex, age or number which are not properly licensed or unlawfully allowed on townlands /open spaces/ parks in accordance to Council by- laws. (per animal)	R106.00	R 111.00
2. <u>DRIVING FEES</u> (Per animal)		
Applicable to any animal, regardless of sex, age or number.	R106.00	R 111.00
3. <u>MAINTENANCE FEES</u> (Per day, per animal)		
Cattle	R78.00	R 82.00
Sheep, goat	R56.00	R 59.00
Pig	R56.00	R 59.00
Mule/Horse/Donkey	R84.00	R 88.00
Any other animal	R80.00	R 84.00

RECOMMENDATION

- (a) That cognisance be taken of proposed amendments to current Pound rates of Council for 2020/2021 financial year.
- (b) That the proposed tariffs for Municipal Pound be approved and implemented with effect from 01 July 2020 in terms of Section 75A of the Local Government: Municipal Systems Act 2000, act 32 of 2000 as amended
- (c) All tariffs include VAT at standard rates

SUBMITTED FOR CONSIDERATION

Dr/dp: Municipal Pound Tariffs: 2020/2021



CITY OF MATLOSANA

ORKNEY VAAL BUILDINGS TARIFFS

2020/2021

AMENDING OF TARIFFS – ORKNEY VAAL BUILDINGS

DDCS

PURPOSE

To request approval for tariffs at Orkney Vaal buildings for 2020/2021 financial year.

BACKGROUND

The proposed new tariffs for 2020/2021 for the rental of building space is provided to accommodate requests for the rental of kiosk and other similar facilities at Orkney Vaal.

<u>TARIFFS</u>	<u>2019/2020 CURRENT</u>	<u>2020/2021 PROPOSED</u>
Lease - Buildings / Floor space per m ² (per annum)	R78.00	R82.00

RECOMMENDATION

- (a) That cognisance be taken of proposed lease tariffs for rental of buildings / floor space at Orkney Vaal for 2020/2021 financial year.
- (b) That the proposed tariffs be approved and implemented with effect from 1 July 2019 in terms of Section 75A of the Local Government: Municipal Systems Act 2000, act 32 of 2000 as amended.
- (c) Services consumed for account of lessee.
- (d) All tariffs include VAT at standard rates.

SUBMIT FOR CONSIDERATION

DR/dp: Orkney Vaal Tariff: 2020/2021



CITY OF MATLOSANA

PLANT RENTAL TARIFFS

2020/2021

AMENDING OF PLANT RENTAL TARIFFS

DDCS

PURPOSE

To amend plant rental tariffs for 2020/2021.

BACKGROUND

Plants from Council's nursery are available from time to time for rental to decorate functions. The tariffs should be amended to be in line with actual cost. The Department proposes the following amendments.

<u>CHARGES PAYABLE</u>	<u>2019/2020 CURRENT</u>	<u>2020/2021 PROPOSED</u>
1. Refundable Deposit per occasion for loss or damage of plants.	R691.00	724.00
2. Rental per plant for 24 hrs with a minimum of 20 plants per occasion.	R14.00 R280.00 (Minimum)	R 15.00 R 293.00
3. That Friday to Monday 12:00 be considered as 24 hrs.		
4. Usage by Council Departments of plants:	Application Authorization	
4.1 Written request from Department requesting Plants for Decorations		
4.2 Plants to be collected and returned by the specific department		
4.3 Vote number to be supplied in the event of damage / loss		
4.3 Responsible official to sign agreement		
5. That the Municipal Manager or delegated official be authorized to make decoration plants available to meritorious requests free of charge.		

RECOMMENDATION

- (a) That cognisance be taken of proposed amendments for plant rentals for the 2020/2021 financial year.
- (b) That the proposed tariffs for the renting of plants to private institutions and persons for decoration purposes be implemented with effect from 01 July 2020 and be approved in terms of Section 75A of the Local Government: Municipal Systems Act 2000, act 32 of 2000 as amended
- (c) All tariffs include VAT at standard rates

SUBMITTED FOR CONSIDERATION

DR/dp: Hiring of Plants Tariffs: 2020/2021



CITY OF MATLOSANA

SELLING OF GRASS TARIFFS

2020/2021

SELLING OF GRASS (BALED) - PARKS

DDCS

PURPOSE

To propose tariffs for selling of grass (baled) for 2020/21.

BACKGROUND

Council sells surplus grass in baled format 1,2m bales as and when surplus is available.

<u>TARIFFS</u>	<u>2019/2020 PROPOSED</u>	<u>2020/2021 PROPOSED</u>
Round grass bales	R200.00	R 210.00

RECOMMENDATION

- (a) That cognisance be taken of proposed tariffs for the selling of grass bales for 2020/2021 financial year.
- (b) That the proposed tariffs be approved and implemented with effect from 1 July 2020 in terms of Section 75A of the Local Government: Municipal Systems Act 2000, act 32 of 2000 as amended
- (c) Parks Section reserves the right on quantities.
- (d) VAT included at standard rates

SUBMIT FOR CONSIDERATION

DR/dp: Bale selling Tariff: 2020/21



CITY OF MATLOSANA

MUNICIPAL LIVESTOCK MARKET (AUCTION KRAAL) TARIFFS

2020/2021

**AMENDING OF TARIFFS – MUNICIPAL LIVESTOCK
MARKET (AUCTION KRAAL)**

**14/5
DDCS**

PURPOSE

To request the amendment of tariffs for the 2020/2021 financial year.

BACKGROUND

The tariffs of the Municipal Livestock Market need to be amended annually.

LIVESTOCK MARKET SCHEDULE OF TARIFFS

<u>CHARGES PAYABLE</u>	<u>2019/2020 PROPOSED</u>	<u>2020/2021 PROPOSED</u>
1. Charges payable in terms of section 6-		
a) booking fees for the use of livestock market for four days in every month in calendar year, per annum:	R293.00	R 307.00
b) for every additional auction per month in the same calendar year, per day.	R206.00	R 216.00
2. Charges payable in terms of section 7: Per auction, per day:	R206.00	R 216.00
3. Charges payable in terms of section 8: Percentage of gross turnover received by auctioneers in respect of sales (determined as per tender conditions) (monthly payments)		
4. Charges payable in terms of section 16 – (Overnight facilities)		
a) large livestock, per 24 hours or part thereof, per head.	R82.00 per head Minimum charge of R400.00	R 86.00 per head Minimum charge of R 419.00
b) small livestock, per 24 hours or part thereof, per head.	R66.72 per head Minimum charge of R300.00	R 69.00 per head Minimum of R 315.00
5. Lease of Kiosk area per m ² (per annum)	R70.00	R 73.00

RECOMMENDATION

- a) That cognisance be taken of proposed amendments to current Municipal Livestock Market tariffs for 2020/2021 financial year.
- b) That the proposed tariffs at Municipal Livestock Market for 2020/2021 financial year be approved and be implemented with effect from 1 July 2019 in terms of Section 75A of the Local Government : Municipal Systems Act , act 32 of 2000 as amended
- c) That conditions pertained in the current lease agreement be honored until such lease agreement expires.
- d) Services consumed are for the account of the lessee.
- e) All tariffs include VAT at standard rates

SUBMITTED FOR CONSIDERATION

DR/dp: Livestock tariffs: 2020/2021



CITY OF MATLOSANA

DRAINAGE SERVICES TARIFFS

2020/2021

1	BASIC CHARGES Excluding Domionville	2019/2020	2020/2021
1.1	<p>Where any portion of land with or without improvements is connected or can be connected to the Council's sewers in the opinion of Council's engineer, the charges specified hereunder shall be payable to the City Council by the registered owner thereof, except where otherwise stated: Provided that where property of the Council is leased or the registered owner cannot be identified, such basic charge shall be payable by the lessee of the particular property:</p> <p>1.1.1 Dwelling-houses (exclusive of industrial erven prior to consolidation of title). Provided that in cases where more than one such portion of land are bona fide used for residential purposes, but not exceeding a total area of 50124m² in connection with one dwelling, the monthly charge shall not exceed.</p> <p>1.1.2 Indigent Consumers (Subsidized)</p> <p>1.1.3 Jouberton, Kanana, Khuma & Tigane Townships</p> <p>Where any portion of land with or without improvements is connected or can be connected to the Council's sewers in the opinion of Council's engineer, the charges specified hereunder shall be payable to the City Council by the registered owner thereof, except where otherwise stated: Provided that where property of the Council is leased or the registered owner cannot be identified, such basic charge shall be payable by the lessee of the particular property:</p> <p>1.1.3.1 Formal sector (areas with all services)</p> <p>1.1.3.2 Informal sector (areas with all services except electricity)</p> <p>1.1.3.3 Areas with only a bucket system</p> <p>1.1.4 Hostel Rentals</p> <p>1.1.5 Spoornet (15 and 55 of the farm Nooitgedacht 434 IP)</p> <p>1.1.6 Unimproved industrial erven, per 15.24m² or part thereof of frontage, excluding registered rights-of-way, per month</p>	<p>R78.87</p> <p>R78.87</p> <p>R78.87</p> <p>R67.91</p> <p>R67.02</p> <p>R35.67</p> <p>R352.16</p> <p>R133.37</p>	<p>R82.42</p> <p>R82.42</p> <p>R82.42</p> <p>R70.97</p> <p>R70.04</p> <p>R37.28</p> <p>R368.01</p> <p>R139.37</p>
1.2	<p>Land on which buildings exist for purposes other than dwelling purposes and not otherwise classified, per 15.24m² or part of frontage, excluding registered rights-of-way, per month: Provided:</p> <p>1.2.1 that in the case of sites zoned for residential purposes on which dwelling houses and buildings for other purposes exist, the Council shall determine the site frontage upon which the charge relating to such other buildings shall be based;</p> <p>1.2.2 that any sites charged under this rule shall not be charged in addition under rule 1 in respect of the same site;</p> <p>1.2.3 that no charge hereunder shall exceed (R533.61) per month</p> <p>1.2.4 that in cases where one building is built over more than one erf, portion of erf, stand or piece of ground, under one ownership, the total frontages of such sites shall be added together and taken as one frontage.</p>	<p>R133.37</p> <p>R533.61</p>	<p>R139.37</p> <p>R557.62</p>

	1.3 Hospitals, nursing and convalescent homes -		
	1.3.1 per each bed available for patients during the previous calendar year, calculated on the monthly average of beds per month.	R32.01	R33.45
	1.3.2 per every staff member resident and non-resident calculated on the monthly average of persons in service during the previous calendar year, per month	R35.67	R37.28
	1.4 Correctional Services		
	1.4.1 per every 10 prisoners or part thereof calculated on the daily average number of prisoners lodged during the preceding calendar year, per month	R35.67	R37.28
	1.4.2 per every staff member resident and non-resident, calculated on the monthly average of persons in service during the previous calendar year, per month	R22.27	R23.27
	1.5 Churches, including non-revenue producing halls on same premises, per month	R78.87	R82.42
	1.6 Halls from which revenue is derived, per month	R133.37	R139.37
	1.7 Government offices, excluding Spoornet premises, for each government department per month.		
	1.7.1 Main offices	R533.72	R557.74
	1.7.2 Branch offices	R133.37	R139.37
	1.8 Spoornet premises -		
	1.8.1 for each dwelling or cottage whether detached or not, per month	R27.58	R28.82
	1.8.2 for every 9.29m ² or part of floor area at each floor of all buildings including goods loading platforms but excluding grain elevator bins and buildings falling under (a) hereof, per month	R5.65	R5.90
	1.9 Clinics per month	R133.37	R139.37
	1.10 Schools Educational institutions, hostels conducted by educational institutions and charitable homes, per every 25 or part of pupils/inmates, staff and servants, calculated on the monthly average of pupils/inmates enrolled and persons in service during the previous calendar year, per month Sport clubs, in respect of ground under their control, per club per month	R69.79 R78.87	R72.93 R82.42
2 ADDITIONAL SEWERAGE CHARGES		2019/2020	2020/2021
	The charges specified hereunder shall as from 1 July 1992 be paid by the registered owner of the premises concerned, except where otherwise stated in addition to the charges specified under Part I of Appendix III, in respect of premises connected to the Council's sewers: Provided that where property of the Council is leased such charge shall be payable by the lessee of the particular property.		
	2.1 Private dwellings, whether detached or not (excluding dwellings on Spoornet premises and gaol premises), per month		
	2.1.1 Sub economical housing	R80.97	R84.61
	2.1.2 Indigent Consumers (Subsidized)	R4.99 R80.97	R5.21 R84.61
	2.2 Wholly residential flats, for every living room, per month	R38.32	R40.04
	2.3 Residential flat and business premises under one roof -	R38.32	R40.04
	2.3.1 for every living room per month		
	2.3.2 for every 9.29m ² or part thereof, of total area floor for business purposes, including basement and outbuildings, per month in accordance with tariffs nos. 2.10, 2.11 and 2.12.		

	2.4	All other premises in Orkney, excluding Kanana (for the purpose of this tariff a "point" means the following): Each water closet, slop hopper, urinal, for each 700mm or part thereof, or each grease trap): 2.4.1 For each 1 to 20 points (for each point) 2.4.2 For each 21 to 50 points (for each point) 2.4.3 More than 50 points (for each point exceeding 50 points)	R44.53 R55.50 R66.35	R46.53 R58.00 R69.34
	2.5	All other premises in Kanana (for the purpose of this tariff a "point" means the following: Each water closet, slop hopper, urinal, for each 700mm or part thereof): 2.5.1 For each point	R8.86	R9.26
	2.6	Boarding and/or lodging houses and private hotels, licensed to accommodate more than six persons, for every 9.29m² or part hereof of total area of each floor, including basement and outbuildings per month	R11.52	R12.04
	2.7	Hotels, clubs and beer halls licensed under the Liquor Act, 1989 (as amended), for every 9.29m² or part thereof, of the total area at each floor, including basement and outbuildings, per month	R28.69	R29.98
	2.8	Hotels and clubs licensed under the Liquor Act, 1989 (as amended), and business premises under same roof - 2.8.1 for every 9.29m ² or part thereof, of total area at each floor, including basement and outbuildings available for hotel purposes, per month 2.8.2 for every 9.29m ² or part thereof, of total area at each floor, including basement and outbuildings available for club purposes, per month 2.8.3 for every 9.29m ² or part thereof, of total area at each floor, including basement and outbuildings available for business purposes, per month in accordance with Tariffs Nos. 2.9, 2.10 and 2.11.	R28.69 R28.69	R29.98 R29.98
	2.9	Business premises not otherwise classified for every 9.29m² or part thereof, of the total area at each floor including basement and outbuildings available for business purposes, per month	R3.88	R4.05
	2.10	Commercial laundries, cleaning and dyeing works ice factories, mineral water factories, milk depots, refreshment rooms and dairies for every 9.29m² or part thereof, at each floor including basement and outbuildings available for business purposes, per month	R14.29	R14.93
	2.11	Factories, workshops, saw mills, commercial motor garages, parking garages, buildings used solely for storage purposes and similar undertakings not otherwise classified, for every 9.29m² or part thereof, at each floor including basement and outbuildings available for business purposes, per month	R4.10	R4.28
	2.12	Malt factories, mills, produce businesses and similar undertakings not other-wise classified, comprising factory, milling, business and storage premises- 2.12.1 for every 9.29m ² or part thereof, at each floor available for factory, milling and business purposes, per month 2.12.2 for every 9.29m ² or part thereof, at each floor available for drying or sprouting purposes per month 2.12.3 for every 9.29m ² or part thereof, at each floor available for storage purposes per month	R4.32 R2.22 R2.22	R4.51 R2.32 R2.32
	2.13	Hospitals, nursing and convalescent homes - 2.13.1 for each bed available for patients calculated on monthly average of beds for previous calendar year, per month 2.13.2 for each staff member and servant calculated on month average of staff and servants in service, during previous calendar year, per month	R42.43 R42.43	R44.34 R44.34

2.14	Correctional services		
2.14.1	per every 10 prisoners or part thereof, calculated on the daily average number of prisoners lodged during the preceding calendar year, per month	R79.65	R83.23
2.14.2	for every staff member resident and non-resident calculated on the monthly average in service during previous calendar year, per month	R42.54	R44.45
2.15	Churches - for each church, per month	R80.97	R84.61
2.16	Government offices, for each Government Department -		
2.16.1	Main office, per month	R636.51	R665.15
2.16.2	Branch offices	R159.07	R166.23
2.17	Clinics	R159.07	R166.23
2.18	Halls from which revenue is derived, for every 9.29m² or part thereof, including basement and outbuildings, per month	R4.32	R4.51
2.19	Halls including church halls from which no revenue is derived, for every 9.29m² or part thereof, including basement and outbuildings, per month	R2.22	R2.32
2.20	Sports clubs, in respect of grounds under their control-per club, per month	R91.06	R95.16
2.21	Spoornet premises -		
2.21.1	for each dwelling or cottage, whether detached or not, per month	R91.06	R95.16
2.21.2	for every 9.29m ² or part of floor area at each floor of all buildings, including goods loading platforms, but excluding grain elevator bins and buildings under (a) hereof, per month	R8.53	R8.91
2.22	Schools		
	Educational institutions and charitable homes, excluding hostels, for every 25 persons or part thereof, comprising staff, servants and pupils/students calculated on monthly average of pupils/students enrolled and persons in service during previous calendar year, per month	R136.03	R142.15
2.23	Hostels conducted in conjunction with educational institutions, for every 25 persons or part thereof, comprising staff, servants and pupils/students calculated on monthly average of persons in service and pupils/students enrolled during previous calendar year, per month	R101.14	R105.69

3 OTHER CHARGES		2019/2020	2020/2021
3.1	<p>Municipal Premises</p> <p>Any municipal premises, excluding residential premises, shall be charged for every water-closet, urinal or basin installed in such premises per month.</p>	R136.03	R142.15
3.2	<p>Swimming Baths</p> <p>For each instance in which the Council permits the discharge of water from the bath into the Council's sewer. The total quantity to be discharged shall be determined by calculation.</p>	R2.22	R2.32
3.3	<p>Other Premises</p> <p>Any premises not covered by classification under Parts 1 and/or 2 and/or 3 shall be subject to such charges as the Council shall decide: Provided that such charges shall be in conformity so far as possible with the charges under Parts 1 and/or 2 and/or 3.</p>		
4 GENERAL RULES REGARDING CHARGES		2019/2020	2020/2021
	<p>Should any dispute arise as to classification, the decision of the Council shall be final.</p> <p>In cases where any charge is based upon numbers of persons or beds the heads of the institutions concerned shall furnish the Council with certified returns setting forth the information required for calculating such charges. Should any person or persons required to furnish any return in terms of these by-laws, fail to do so, within 30 days after having been called upon to do so by the Town Treasurer, the Council shall have the right to make charges under Parts 1 and/or 2 as in the circumstances appear to the Council to be reasonable.</p> <p>Should any building be occupied in sections during construction, any charges which apply in respect of such building shall be made as to 33 1/3 per cent during the first month of such occupation, 66 2/3 per cent during the second month and thereafter 100 per cent.</p> <p>All charges under Part 2 shall, in respect of premises already connected to the Council's sewers, apply from the first of the month following upon that during which connection has been made to the Council's sewers. Up to the date which these charges come into operation in respect of any premises, the sanitary and vacuum removal fees in force prior to that date shall be payable.</p> <p>Any premises which have not yet been connected to the Council's sewers shall be charged under Part 2 from the date upon which the Council, by written notice, required the connection to be made or from the date upon which the connection is made, whichever is the earlier.</p> <p>Any premises not connected by the date upon which the Council required the connection to be made shall be charged the usual fees for sanitary, vacuum or slop-water services rendered in addition to the charges under Part 2</p> <p>The minimum charge under Part 2 shall be per month.</p> <p>All charges under Parts 1 and/or 2 and/or 3 shall be due and payable by the 10th of the month following that in respect of which the charges are raised.</p>	R80.97	R84.61
5 VALUE ADDED TAX			
	The tariffs do not include VAT at the standard rate.	15%	15%

SEWER SECTION TARIFFS

		2019/20 TARIFF	2020/21 TARIFF	Percentage Increase
2.	SEWERAGE			
2(1)	Charges for sewerage related work	Actual cost plus %	Actual cost plus %	6%
2(2)	Opening of sewer blockages Opening of sewer blockages on private property or any other sewer where the origin of the blockage can be linked to a private property:			6%
2(2)(a)	During normal working hours per blockage (i) Call out fee (ii) Hourly rate	Amount of R653-91 per incident	Amount of R693-41 per incident	
2(2)(b)	After hours on working days and Saturdays per blockage (i) Call out fee (ii) Hourly rate	Amount of R880-94 per incident	Amount of R933-79 per incident	6%
2(2)(c)	On Sundays and public holidays per blockage (i) Call out fee (ii) Hourly rate	Amount of R1 170-20 per incident	Amount of R1 240-41 per incident	6%
2(3)	NEW SEWER CONNECTION			
2(3)(a)	Normal Sewer Connection 110mm diameter less than 3 meters	R5 865.98 (vat incl.)	R6 217-93	6%
2(3)(b)	Sewer Connection longer than 3 meters	As determined by the Director: Technical and Infrastructure	As determined by the Director: Technical and Infrastructure	
2.4	BASIC CHANGES FOR TIPPING SEWERAGE AT THE WASTE WATER TREATMENT PLANT OR ANY ALLOCATED TIPPING POINT APPROVED BY THE DIRECTOR: CIVIL SERVICES AND HUMAN SETTLEMENTS.			
2.4(a)	Vacuum Tanker with tank capacity or i) 5000 Litres ii) >5000 Litres **	R385-29	R408-40	6%
2.4(b)	Chemical Toilets **			
2.4(c)	Illegal sewer connection (spot fine) and/or tampering with sewer system	R35 000-00	R37 000-00	6%
2.4(d)	Effluent usage (per kilo)	R1 50	R1.59	6%



CITY OF MATLOSANA

CIVIL ENGINEERING RELATED SERVICES TARIFFS

2020/2021

**DETERMINATION OF TARIFFS AND CHARGES
FOR CIVIL ENGINEERING RELATED SERVICES**

6/18/1

PURPOSE OF REPORT:

The purpose of this report is to amend the tariffs and charges for Civil Engineering related services.

BACKGROUND:

A uniform set of tariffs and charges in respect of Civil Engineering related services was promulgated and implemented with effect from 1 October 2002.

These tariffs and charges must be amended annually, and the schedule contained in the recommendation below, indicates proposed tariffs for the various services from 1 July 2016.

RECOMMENDATION:

In terms of the provisions of Section 75(a) of the Municipal Systems Act 32 of 2000, as amended, the following tariffs be determined with effect from 1 July 2018.

ITEM	DESCRIPTION	2019/20 TARIFF TOTAL AMOUNT (VAT INCLUSIVE)	2020/21 TARIFF TOTAL AMOUNT (VAT INCLUSIVE)	% INCREA SE
1.	WATER-SUPPLY			
1(1)	Water and Fire Connection Charges			
1(1)(a)	For supplying and laying a communication pipe with meter:			
	i. Connection sizes up to 20/25 mm diameter.	R 8 211.18	R 8 703.85	6%
	ii. Connection sizes up to 32mm diameter.	R 19 608.58	R 20 785.09	6%
	iii. Connection sizes up to 38/40mm diameter.	R 22 229.88	R 23 563.67	6%
	iv. Connection sizes up to 50mm diameter.	R 24 604.69	R 26 080.97	6%
	v. Connection sizes up to 75/80mm diameter.	R 34 107.57	R 36 154.02	6%
	vi. Connection sizes up to 100mm diameter.	R 36 080.23	R 38 245.04	6%
	vii. Connection sizes up to 150mm diameter.	R 47 943.72	R 50 820.34	6%
1(1)(b)	For purposes of calculating the charges payable in terms of item 1(1)(a), it shall be deemed that the water mains of Council are situated in the centre of the street.			
1(2)	Cessation of water-supply			
1(2)(a)	On written notice by any occupant that water-supply is no longer required, the connection pipe shall be disconnected and the meter removed.	R 3 916.61	R 4 151.60	6%

1(2)(b)	For the temporary disconnection of the water-supply to consumer premises on request: To be done during normal working hours(Monday – Friday: 7:45 to 16:30)	R 1 445.59	R 1 532.32	6%
1(2)(c)	In cases where the water-supply is illegally connected, the normal fining clause shall be applicable as well as the following amount payable in order to disconnect the water-supply at the water main: a) First Offence b) Second Offence	R 29 752.80 R 46 414.75	R 31 537.96 R 49 199.63	6% 6%
1(2)(d)	In cases where the water-supply system is willfully or negligently damaged, the normal fining clause shall be applicable as well as the following amount payable by the offending party: a) All pipe sizes less than 150mm b) All other pipe sizes above 150mm	R 34 500 R 51 750	R 36 570.00 R 54 855.00	6% 6%
1(2)(e)	In cases where a consumer has tampered or interfered with, caused or permitted any tampering or interference with an apparatus under the Municipality's control and used by it or intended to be used by it in connection with the supply of water. The normal fining clause shall be applicable as well as the following amount payable by the consumer: a) First Offence b) Second Offence	R 2 875 R 5 750	R 3 047.5 R 6 095.00	6% 6%
1(2)(f)	In cases where anyone has, without authorization or written permission, taken any water from or cause to be made any connection with any main, communication pipe, reservoir, hydrant, conduit pipe or other place containing water belonging to the Municipality. The normal fining clause shall be applicable as well as the following amount payable by the unauthorized party: a) First Offence b) Second Offence	R 17 250 R 28 750	R 18 285.00 R 30 475.00	6% 6%
1(2)(g)	For installation of flow restriction device by Contractor.	As per Contract	As per Contract	

1(3)	Reinstatement of water-supply			
1(3)(a)	Reinstatement of water supply after restriction due to non-payment, provided that account arrears have been paid or arrangements made for payment.	As per Contract	As per Contract	
1(3)(b)	For reconnection after temporary disconnection on request of consumer: To be reconnected only during normal working hours (Monday – Friday: 7:45 to 16:30)	R 1 065.62	R 1 129.55	65
1(3)(c)	For removal of flow restriction device by Contractor.	As per Contract	As per Contract	
1(3)(d)	For re-installation of total connection after disconnection due to illegal connections.	Refer to:	Refer to:	
	(i) Connection sizes up to 20 mm diameter	1(1)(a) (i)	1(1)(a). (i)	
	(ii) All other sizes of connections.	1(1)(a) (ii-vii)	1(1)(a) (ii-vii)	
1(4)	Testing of water-meters			
1(4)(a)	For testing of a meter up to 25 mm diameter at request of or upon the complaint of a consumer, for preliminary and final tests.	R 1 854.79	R 1 966.07	6%
1(4)(b)	30mm and above	R 11 947.11	R 12 663.93	6%
1(4)(c)	Amount refundable if meter fails the preliminary test by registering errors of more than 5% either way.	As per 1(4)(a) and (b)	As per 1(4)(a) and (b)	
1(5)	Temporary water connections			
	For providing a portable or temporary connection of up to 20mm diameter only:			
1(5)(a)	(i) A non-refundable deposit (subject to conclusion of a lease agreement between contractor and land owner of which R 20 000.00 will be credited to the contractor's account or land owner for water consumption purpose only). The balance to be paid after factoring disconnection fee as in 1(2)(a).	R 32 568.18	R 34 522.27	6%
	(ii) Cost of water used:	Agricultural Tariff shall be applicable		

1(5)(b)	<p>(i) For providing temporary connection from 40mm up to 80mm diameter on specified point by Municipality (For Contractors and Developers):</p> <p>(ii) Cost of water used:</p>	<p>R 38 471.88</p> <p>Agricultural Tariff shall be applicable</p>	R 40 780.19	6%
1(6)	<p>Charges for other water related work</p> <p>Charges for all water related work for which Council is responsible and for which no provision has been made in this tariff.</p>	Actual Cost plus 15%	Actual Cost plus 15%	
1(7)	<p>Bulk Engineering Services Contribution</p> <p>Any change/amendment of land use rights will be subject to the following levies for Water and Sanitation (the tariff is based on the water demand as per the Guidelines for Human Settlement Planning and Design):</p> <p>(i) Business (per litre/day/stand size)</p> <p>(ii) Residential (per litre/day/stand size)</p> <p>(iii) Combination of Business and Residential (per litre/day/stand size)</p> <p>(iv) Other</p>	<p>R 109.25</p> <p>R 97.75</p> <p>R 115.00</p> <p>R 109.25</p>	<p>R 115.80</p> <p>R 103.61</p> <p>R 121.90</p> <p>R 115.80</p>	<p>6%</p> <p>6%</p> <p>6%</p> <p>6%</p>
1(8)	<p>Special meter readings</p> <p>In the event of a request from a consumer that a meter be read on any other date than the regular monthly reading date, the following amount per meter shall be payable for such reading with the exception of such cases where the request serves as a find reading for the closing of an account, and that the amount paid by the consumer shall be refunded if it appears that the regular monthly reading was faulty.</p>	R 554.12	R 587.36	6%
1(9)	<p>Shifting of Water Meter</p> <p>For shifting of Water Meter on request of consumer. Shifting shall be deemed to be within a radius of 1m from the existing position. Outside this radius, the cost a new connection excluding the water meter shall be applicable.</p>	R 2 115.41	R 2 242.33	6%

SUBMITTED FOR CONSIDERATION

**DETERMINATION OF TARIFFS AND CHARGES
FOR CIVIL ENGINEERING RELATED SERVICES**

5/17/R

PURPOSE OF REPORT:

The purpose of this report is to amend the tariffs and charges for Civil Engineering related services.

BACKGROUND:

A uniform set of tariffs and charges in respect of Civil Engineering related services was promulgated and implemented with effect from 1 July 2020.

These tariffs and charges must be amended annually and the schedule contained in the recommendation below, indicates proposed tariffs for the various services from 1 July 2020.

RECOMMENDATION:

That in terms of the provisions of Section 74(1) of the Municipal Systems Act 32 of 2000, as amended, the following tariffs be determined with effect from 1 July 2020.

NO.	DESCRIPTION	2019/20 TARIFF	2020/21 TARIFF	Percentage Increase
1.	WAYLEAVE APPROVALS: <u>Application Approvals</u> ➤ <i>Road Crossing excavation</i>	New	R3000.00	
	➤ <i>Continues excavation on road reserve (minimum charge R2000)</i>	R2000.00 p/km	R2200.00 p/km	10%
2.1.	Encroachment on road reserve without approval	R4500.00	R5000.00	10%
2.2.	Fine for removal of Encroachment obstruction on the side walk	R0.00	R20 000.00	10%
3.	Approval of second entrance to the properties	R0.00	R5000.00	10%

The above tariffs excludes VAT at the standard rate.

NO.	DESCRIPTION	2019/20 TARIFF	2020/21 TARIFF	Percentage Increase
	RAILWAY SIDING			
	Charges are calculated as follows			
	<u>Formula</u>			
	Cost of railway service lines For the year concerned	X	Total number of trucks of the Individual owner for the year concerned	
	<u>1</u>		<u>Total number of trucks of all owners serviced During the year concerned</u>	
	R624 000.00	X	12	
	<u>1</u>		<u>12</u>	
	= R52 000			
	X 10% Admin Fee = R5 200			
	= R57 200 Sub Total			
	X 15% Vat = R 8 580.00			
	Total per year = R65 780.00			

SUBMITTED FOR CONSIDERATION



CITY OF MATLOSANA

HALL'S TARIFFS

2020/2021

HALL TARIFFS: CITY OF MATLOSANA

6/8/2/5

PURPOSE

To consider tariff increases for the Municipal Halls within the area of jurisdiction of the City of Matlosana.

BACKGROUND:

In terms of National Treasury Guidelines as well as in terms of section 24 of the MFMA, 56 of 2003, as amended, it is necessary to increase costs every financial year. The proposed increase in the tariffs include 15% VAT and are rounded off to the nearest rand. The following tariffs are proposed:

KLERKSDORP AUDITORIUM

DETAILS	Day 08:00 – 17:00		Evening: 17:00 – 24:00	
	2019/20	2020/21	2019/20	2020/21
Lectures/meetings/religious services/prize giving functions/eisteddfods and similar functions as approved/beauty contests/schools revues/fashion shows, Worshipping	R 1 111	R 1 165	R 1 590	R 1 668
Funerals per hour (EXCLUDING GREEN ROOM AND DRESSING ROOMS)	R 205	R 215	R 205	R 215
Stage shows and performances by artists (per show) (INCLUSIVE OF DRESSING ROOMS AND GREEN ROOM)	R 2 128	R 2 232	R 2 226	R 2 335
Preparation/erection of décor/repetitions/rehearsals	R 282	R 296	R 445	R 467
Full rehearsals/Photo shoots, photo & video shoots	R 930	R 976	R 1 486	R 1 559
Foyer only	R 478	R 501	R 478	R 501
Party political purposes during parliamentary and municipal elections	R 1 668	R 1 750	R 1 590	R 1 668
Spotlight	R 704	R 738	R 704	R 738
Microphones	R 99	R 104	R 99	R 104
3 Phase power supply	R 352	R 369	R 352	R 369
Stage lights	R 1 369	R 1 436	R 1 369	R 1 436

KLERKSDORP BANQUET HALL

DETAILS		Day 08:00 – 17:00	Evening: 17:00 – 24:00
---------	--	-------------------	------------------------

UTILITIES

	2019/20	2020/21	2019/20	2020/21
Functions excluding use of kitchen				
Performances/demonstration/bazaars/exhibitions/concerts/folk dancing/recitals/amateur boxing/wrestling/karate/judo and other as approved	R 1 113	R 1 168	R 1 381	R 1 449
Using of kitchen	R 873	R 916	R 873	R 916
Functions including use of kitchen. Receptions/weddings/dances/"sokkies"/fashion shows and similar functions	R 2 019	R 2 118	R 2 242	R 2 352
Preparation on days preceding the hire (kitchen excluded)	R 282	R 296	R 494	R 518
Parliamentary elections purposes (polling booth)	R 494	R 518	R 515	R 540
Party political purposes during parliamentary and municipal elections	R 563	R 591	R 727	R 763
Auctions/public sales/exhibitions and demonstrations of antiques/works of art/furniture and other approved merchandise and/or any other use for the purpose of gain (profit motive)				
	R 1 373	R 1 440	R 1 436	R 1 506
Lectures/meetings/religious services/Conferences or private Examination purposes (per hour or portion of an hour)	R 196	R 206	R 196	R 206
Microphones	R 99	R 104	R 99	R 104
3 Phase power	R 352	R 369	R 352	R 369
Stainless steels serving dishes (for bay marine)	R 175	R 184	R 175	R 184
BIG BAR	R 120	R 126	R 120	R 126

DETAILS	Day 08:00 – 17:00		Evening: 17:00 – 24:00	
	2019/20	2020/21	2019/20	2020/21
Functions excluding use of kitchen Performances/demonstration/bazaars/exhibitions/concerts/folk dancing/ recitals/amateur boxing/wrestling/karate/Judo and other as approved	R 1 113	R 1 168	R 1 113	R 1 168
Functions including use of kitchen. Receptions/weddings/dances/"sokkies"/fashion shows and similar functions	R 1 579	R 1 656	R 2 015	R 2 114
Preparation on days preceding the hire (kitchen excluded)	R 282	R 296	R 478	R 501
Parliamentary elections purposes (polling booth)	FREE	FREE	FREE	FREE
Party political purposes during parliamentary and municipal elections	FREE	FREE	FREE	FREE
Auctions/public sales/exhibitions and demonstrations of antiques/works of art/furniture and other approved merchandise and/or any other use for the purpose of gain (profit motive)	R 973	R 1 021	R 1 156	R 1 213
Lectures/meetings/religious services/Conferences purposes (per hour or portion of an hour)	R 175	R 184	R 175	R 184
Private Examination purposes (per hour/portion of a hour)	R 112	R 117	R 142	R 149
Microphones	R 99	R 104	R 99	R 104

DETAILS	Day 08:00 – 17:00		Evening: 17:00 – 24:00	
	2019/20	2020/21	2019/20	2020/21
Performance and/or parties in connection with the performing arts (music, singing, etc) and/or any other approved purpose	R 445	R 467	R 578	R 606
Preparation on days preceding the hire (on days which the hall is hired it shall be available free of charge for preparation purposes)	R 169	R 177	R 382	R 401
Receptions/weddings/small shows and for any other approved functions	R 515	R 540	R 584	R 613
Meetings / religious services /lectures/ private examinations (Per hour or portion of a hour)	R 128	R 134	R 128	R 134

DETAILS	Day and evening :	
	2019/20	2020/21
Needlework and other handicraft classes are approved and indoor sport, recreation practice sessions as approved and religious and funeral services	R 149	R 156
Concerts/stage shows/recitals/amateur/boxing/wrestling/judo/tournament/competitions/Christmas tree functions/film shows/eisteddfods/parliamentary election purposes (polling booth)	R 465	R 488
Meetings/conferences/lectures	R 373	R 391
Receptions/weddings/dances/fashion shows (including use of kitchen)	R 930	R 976
Repetitions/preparation on days preceding the hire	R 154	R 162
Auctions/public sales/exhibitions and demonstration of antiques/works of art/furniture and any other use for the purpose of gain (profit motive)	R 888	R 932
Private Examination purposes (per hour/portion of an hour)	R 84	R 88

KLERKSDORP OUKERK – Leased out on a 3-year contract.

KHUMA COMMUNITY HALL AND PEOPLES HALL IN STILFONTEIN

DETAILS	2019/20	2020/21
Meetings, conferences	R 196	R 206
Practise sessions	R 128	R 134
Charitable, dramatically, cultural, hero worshipping, education, agriculture, horticulture and similar organisations or associations of a non-profitable nature, Christmas trees and bazaars		
Candidate for municipal elections	R 169	R 177
Wedding celebrations, receptions, cocktail parties, luncheons, fetes, socials and dances	R 465	R 488
Religious gatherings & funerals (per hour)	R 169	R 177
Serving of refreshments after a funeral	R 169	R 177
Concerts, plays, operas, fashion shows, orchestra or ballet performances, bioscopes, film shows and similar performances and entertainments	R 324	R 340
Lectures, dancing, ballet, music, singing, gymnastics, karate and similar lectures and classes (including the use of cloak room)	R 149	R 156
Exhibitions, show, fashion parades, demonstrations and sales	R 169	R 177
Preparation of a hall prior to a term of lease, provided only no other prejudiced.	R 106	R 111

ALABAMA, MANZILPARK AND JOUBERTON COMMUNITY HALLS

DETAILS	DAY & EVENING	
	08:00 – 24:00	
	2019/20	2020/21
Needlework and other handicraft classes are approved and indoor sport and recreation practice sessions as approved : maximum 3 hours per occasion	R 133	R 140
Concerts / Stage Shows / Recitals / Amateur / Boxing / Wrestling / Karate / Judo Tournament / Competition and other as approved	R 457	R 479
Meetings / Conferences / Religious Services / Funeral services / Lectures / Private Examinations Purposes	R 196	R 206
Receptions / Weddings / Dances / Fashion Shows (Including use of kitchen)/School functions, Bazaars and films	R 888	R 932

Repetitions / Preparation on days preceding the hire	R 169	R 177
Auctions / Public Sales / Exhibitions and Demonstrations of antiques / Works of art / Furniture and any other use for the purpose of gain (Profit Motive) Cultural competitions, films.	R 930	R 976
JOUBERTON braai area and kitchen	R 423	R 444
MANZILPARK cooking shed		
Inside sports and practice sessions as approved : Maximum 3 hours per institution per event	R 133	R 140
Art and/or Cultural Competitions	R 930	R 976
Auctions, Sales, Exhibitions and Demonstrations of antiques, arts, furniture and any other approved ware or any other approvals with a profit motive	R 888	R 932
Private Examination purposes upon receipt of application per occasion	R 112	R 117
Parliamentary and Elections	R 509	R 534
Repetitions, Preparations on days directly before functions	R 169	R 177
Kitchen	R 404	R 424
Foyer	R 158	R 166

TIGANE COMMUNITY HALL

DETAILS	DAY & EVENING	
	08:00 – 24:00	
	2019/20	2020/21
Meetings, conferences, elections	R 196	R 206
Charitable, dramatically, cultural, hero worshipping, education, agriculture, horticulture and similar organisations or associations of a non-profitable nature, Christmas trees and bazaars.	R 219	R 230
Candidate for Municipal elections		
Wedding celebrations, receptions, cocktail parties, luncheons, fetes, socials and dances	R 211	R 221
Religious gatherings, practise sessions & Funerals	R 112	R 117
Serving of refreshments after a funeral	R 211	R 221
Concerts, plays, operas, orchestra or ballet performances, bioscopes, film shows and similar performances and entertainments.	R 211	R 221
Lectures dancing ballet music singing gymnastic karate and similar lectures and		

Leisure, variety, dance, music, singing, gymnastics, karate and similar activities and classes (including the use of cloak rooms)	R 211	R 221
Preparations of a hall prior to a term of lease, provided only no other prejudiced.	R 196	R 206

KANANA COMMUNITY HALL & BOARD ROOM

DETAILS	2019/20	2020/21
Meetings, conferences, elections	R 196	R 206
Charitable, dramatically, cultural, hero worshipping, education, agriculture, horticulture and similar organisations or associations of a non-profitable nature, Christmas trees and bazaars	R 211	R 221
Candidate for municipal elections	R 211	R 221
Wedding celebrations, receptions, cocktail parties, luncheons, fetes, socials and dances	R 211	R 221
Religious gatherings and funerals	R 112	R 117
Concerts, plays, operas, orchestra or ballet performances, bioscopes, film shows and similar performances and entertainment	R 211	R 221
Lectures, dancing, ballet, music, singing, gymnastics, karate and similar lectures and classes (including the use of cloak rooms)	R 211	R 221

RECOMMENDATION:

- a) That no telephonic reservations for the hiring of halls or any other facilities of Council be accepted and that reservations only be made on the official application form and an additional refundable 50% hiring fee be paid with the reservation.
- b) That the escalation of fees for hiring of halls be implemented from 1 July 2020 to 30 June 2021, in terms of section 24 of the MFMA, 56 of 2003, as amended.
- c) That no tariff be approved for the old Hartbeesfontein Council Chamber and it only be used for Council events.
- d) That no reservations for halls be accepted from the public before 1 September for the next year running from 1 July.
- e) That the cashiers receiving the deposit on the rent of a hall, reminds the lessee to show his/her receipt to the reservation official.
- f) That no eating and drinking be allowed inside the Klerksdorp Auditorium.
- g) That NO halls will be available over Christmas, Old- and New Year, as well as Easter weekend.
- h) That for the following, the halls shall be free of charge: -
 - i. Functions for municipal purposes
 - ii. Functions for Sport, Arts & Culture
 - iii. Ward meetings by Ward Councillors (PA system excluded)
 - iv. Zephyrus Youth Wind Orchestra
 - v. Municipal Unions
 - vi. UIF for payment or handing out and collection of application forms (once a month)
 - vii. Council for conciliation, mediation and arbitration (CCMA)
 - viii. Independent Electoral Commission (IEC)
 - ix. South African Police Services (SAPS) only meetings and workshops
 - x. Funerals of Officials and Councillors



CITY OF MATLOSANA

ELECTRICITY - SUPPLY TARIFFS

2020/2021



CITY OF MATLOSANA

TRICITY - SUPPLY TARIFF STRUCTURE

ELECTRICITY - SUPPLY

PART A: Monthly charges for availability and use of Council's electricity supply system:

		5.2%	4.5%
1	BASIC CHARGES	Tariff 2019/2020	Proposed Tariff 2020/2021
	The following basic charges shall apply : (Excluding Kanana, Khuma and Tlgane -Eskom Supplier)		
	1.1 Domestic, Prepaid and Indigents (indigent Subsidized)	R134.04	R140.07
	1.2 Business and light Industrial plus prepaid (as per item 3)	R313.50	R327.61
	1.3 Industrial - Bulk High	R1 196.28	R1 250.09
	Bulk Low (Small Business)	R1 772.41	R1 852.17
	1.4 "Time of use" - high and low tension	R7 762.15	R8 111.45
	1.5 Midvaal	R5 590.52	R5 842.09
	The basic charges in terms of item 1 shall be levied for each month for each erf, stand, lot or other area with or without improvement, which is or in the opinion of the Council can be connected to the supply main whether electricity is consumed or not; provided that where any erf, Stand, lot or other area is occupied by more than one consumer to whom electricity is supplied by the Council, the applicable basic charge shall be levied in respect of each meter.		
	The basic charges which are levied in accordance with item 1 are payable by the registered owner of the erf, stand, lot or other area; provided that where property of the Council is leased or the registered owner cannot be identified, such basic charges shall be payable by the lessee of the particular property.		
2	DOMESTIC SUPPLY	13.07% 2019/2020	6.24% 2020/2021
	This tariff shall apply to electricity supplied to :		
	Amateur sporting clubs Charitable institutions Churches Council hostels Government dwellings Indigent consumers (first 50 kWh free of charge) Private dwelling-houses Residential flats Retirement and care centres Townhouses		
	Per unit consumed		
	Block 1 (1 - 50 kWh)	R1.0399	R1.1048
	Block 2 (51 - 350 kWh)	R1.3293	R1.4122
	Block 3 (351 - 600 kWh)	R1.7876	R1.8891
	Block 4 (601 kwh - 1500 kWh)	R2.0534	R2.1815
	Block 5 (>1500 kWh)	R2.1619	R2.2968
	Where electricity is supplied to a consumer where a combination of domestic and business categories is applicable, the tariff for business shall be applied.		
	Bulk Domestic	R2.0579	R2.1863

3	BUSINESSES/ GOVERNMENT INSTITUTIONS SUPPLY	2019/2020	2020/2021
	Businesses up to 40 000 kwh		
	LOW SEASON		
	This tariff shall apply to electricity supplied to : Bed and Breakfast places Business and Industrial Boarding Houses Crèches and Nursery schools Guest Houses Private Hospitals/Government Hospitals Private Hostels Private Schools / Government Schools Staircase and Public Lighting Clubs and Halls Government Departments Government and Private Institutions Per unit consumed	R2.1200	R2.2523
	HIGH SEASON		
	This tariff shall apply to electricity supplied to : Bed and Breakfast places Business and Industrial Boarding Houses Crèches and Nursery Schools Guest Houses Private Hospitals/ Government Hospitals Private Hostels Private Schools/ Public Schools Staircase and Public Lighting Clubs and Halls Government Departments Government and Private Institutions Per unit consumed	R2.1633	R2.2983
4	SUPPLY TO INDUSTRIAL CONSUMERS	2019/2020	2020/2021
	HIGH TENSION		
	LOW SEASON		
	Consumers with a maximum demand, measured over a period of thirty minutes, of not less than 100 kilovolt-amperes, may with the approval of the Council take a supply from the high-tension mains in bulk. The consumer shall be responsible for the total cost of such a connection. The charges for such supply, measured on the high tension side, shall be as follows: 1 Unit charge for electricity consumed: Per unit 2 Maximum demand charge: Per kilovolt-ampere	R1.2686 R249.74	R1.3478 R265.32
	HIGH SEASON		
	The charges for such supply, measured on the high tension side, shall be as follows: 1 Unit charge for electricity consumed: Per unit 2 Maximum demand charge: Per kilovolt-ampere	R1.8487 R249.74	R1.9641 R265.32

LOW TENSION			
LOW SEASON Consumers with a maximum demand, measured over a period of thirty minutes, of not less than 100 kilovolt-amperes, may with the approval of the Council take a supply from the low-tension mains in bulk. The consumer shall be responsible for the total cost of such a connection. The charges for such supply, measured as low voltage, shall be as follows: <ol style="list-style-type: none"> 1 Unit charge for electricity consumed: Per unit 2 Maximum demand charge: Per kilovolt-ampere 3 Minimum charge, of the maximum declared or 50% of the maximum demand registered during any month, whichever is the larger 			
		R1.2472 R256.71	R1.3250 R272.73
HIGH SEASON The charges for such supply, measured as low voltage, shall be as follows: <ol style="list-style-type: none"> 1 Unit charge for electricity consumed: Per unit 2 Maximum demand charge: Per kilovolt-ampere 3 Minimum charge, of the maximum declared or 50% of the maximum demand registered during any month, whichever is the larger 		R1.7831 R256.71	R1.8944 R272.73
5	BUSINESS SUPPLY BUSINESSES ABOVE 40 000 KWH	2019/2020	2020/2021
Consumption of 315 kilovolt-amperes or more			
LOW SEASON			
Unit charges:			
Standard : NOT IN USE		R1.61	R1.71
HIGH SEASON			
Unit charges:			
Standard: NOT IN USE		R1.66	R1.76
6	PRE PAID / CONVENTIONAL METER SUPPLY	2019/2020	2020/2021
6.1 DOMESTIC INDIGENT			
6.1.1 Single and 3 phase: Per unit			
Block 1 (1 - 50 kWh) (Subsidized)		R1.0339	R1.0984
Block 2 (51 - 350 kWh)		R1.0547	R1.1205
Block 3 (351 - 600 kWh)		R1.3480	R1.4321
Block 4 (601 kwh - 1500 kWh)		R1.7930	R1.9049
Block 5 (>1500 kWh)		R2.1140	R2.2459
6.2 DOMESTIC OTHER USERS (PRE- PAID/CONVENTIONAL)			
6.2.1 Single and 3 phase: Per unit			
Block 1 (1 - 50 kWh)		R1.0399	R1.1048
Block 2 (51 - 350 kWh)		R1.3293	R1.4122
Block 3 (351 - 600 kWh)		R1.7876	R1.8991
Block 4 (601 kwh - 1500 kWh)		R2.0534	R2.1815
Block 5 (>1500 kWh)		R2.1619	R2.2968
6.3 BUSINESS			
LOW SEASON			
Single and 3 phase: Per unit		R2.1200	R2.2523
HIGH SEASON			
Single and 3 phase: Per unit		R2.1633	R2.2983
SEASONS			
High Season :		July to September	
Low Season :		October to June	

7	DEPARTMENTAL SUPPLY	2019/2020	2020/2021
	The following tariff shall apply to Municipal Installations: The low season peak energy charge by Escom to Council plus 5%		
PART B: Other charges for electricity services:		5.9%	4.5%
1	CONSUMER CONNECTION CHARGES	2019/2020	2020/2021
1.1	2 x 16 mm single phase cable connection to residences: The estimated cost as determined by the Manager: Electrical Engineering from time to time, plus a surcharge of 15% on such amount in respect of administration costs.		
1.2	Temporary cable connections: The actual cost to the Council of the material and labour involved, plus a surcharge of 15% on such amount of administration costs.		
1.3	The charges for joining of cables which have to be disconnected in cases where the power has been cut off and switched on illegally.	R 1 082.80	R 1 131.53
1.4	The charges for changing over from a conventional meter to a pre paid (installation cost in respect of the used meter included):		
1.4.1	Single phase	R 1 921.15	R 2 007.60
1.4.2	Three phase	R 5 085.85	R 5 314.71
1.5	The charges for changing over from a pre paid to a conventional meter (installation cost and credit in respect of the used pre paid meter included).	Discontinued	
1.6	Notice to defaulters	R 36.87	R 38.53
1.7	Sms services to defaulter and late payers	R 2.46	R 2.57
1.8	For re-instating a customer connection that has been removed due to tampering by the customer (meter , meter box and labour)	R 11 065.89	R 11 563.86
1.9	Painting ,defacing, pasting posters, tampering or interfering with any services connection or services protection device or supply or any other equipment of Council	R 2 654.70	R 2 774.16
1.10	Penalty fee for meter tampering single phase residential - Households	R 6 621.84	R 6 919.82
1.11	Penalty fee for meter tampering three phase residential - Households	R 19 865.53	R 20 759.48
1.12	Penalty fee meter tampering -Business or Six months estimation based on 40% load factor which ever is higher	R 25 011.72	R 26 137.25
1.13	Reconnection fee for consumer that has tampered	R 579.87	R 605.96
1.14	DAMAGE TO MUNICIPAL INFRASTRUCTURE The cost of equipment's and labour to be paid by customer plus 15% administration fee	ACTUAL Cost plus 15% admin	ACTUAL Cost plus 15% admin
1.15	REQUEST FOR QUOTATION FOR ELECTRIC CONNECTION Amount payable for request of quotation for electrical connection three phase 45 Amps and above Municipal invest resources to generate the quotation	R 592.00	R 618.64
2	GENERAL SERVICE CHARGES	2019/2020	2020/2021
	Charges for any services rendered at the request of a consumer and for which no provision is made in terms of these tariffs, shall be calculated at the actual cost plus a surcharge of 15% on such amount in respect of administration charges.		
2.1	Owners request for disconnection of defaulters	R 350.00	R 365.75
2.2	Owners request for inspection	R 232.98	R 243.46
3	CHARGES FOR THE TESTING OF ELECTRICITY METERS	2019/2020	2020/2021
	The charges for the testing of electricity meters in terms of Section 9(1) of the Council's Standard Electricity By-laws shall be as follows:		
3.1	Per single phase meter	R 443.29	R 463.24
3.2	Per three phase meter	R 651.09	R 680.39
3.3	Per three phase meter maximum demand / kWh meter	R 1 764.25	R 1 843.64

4	CHARGES FOR LATE PAYMENT	2019/2020	2020/2021
4.1	Penalty for disconnection and reconnection of services if not paid on the due date	R 338.88	R 354.13
4.2	Reconnection after disconnection due to non-payment, provided that account arrears have been settled or acceptable arrangements have been made for payment: after hours, Saturdays, Sundays and public holidays	R 597.26	R 624.16
5	CHARGES IN RESPECT OF POWER FAILURE	2019/2020	2020/2021
When the Department: Electrical Engineering is called upon to attend to a failure of the supply to any consumer's premises and when such failure is found to be due to any cause other than a fault in the Council's supply main or apparatus, the following charges shall apply:			
5.1	For consumers within the municipal area:		
5.1.1	During normal working hours	R 275.34	R 287.73
5.1.2	After hours, Saturdays, Sundays and public holidays	R 476.55	R 497.99
5.2	For consumers outside the municipal area:		
5.2.1	During normal working hours	R 349.47	R 365.20
5.2.2	After hours, Saturdays, Sundays and public holidays	R 635.40	R 663.99
6	SPECIAL METER READINGS	2019/2020	2020/2021
6.1	Charges in the event of a consumer requesting that a meter be read on any other day than the regular monthly date. (With the exception of such cases where the request serves as a final reading for the closing of an account, the amount paid by the consumer shall be refunded if it appears that the regular monthly reading was faulty).	R 203.33	R 212.48
6.2	Final Reading charges (Closure of Accounts)	R 37.07	R 38.74
7	CONSUMER DEPOSITS	2019/2020	2020/2021
7.1	Domestic supply:		
7.1.1	Amateur sporting clubs		
7.1.2	Charitable institutions		
7.1.3	Churches		
7.1.4	Council hostels		
7.1.5	Government dwellings and institutions		
7.1.6	Private dwelling-houses		
7.1.7	Retirement and care centres		
7.1.8	Townhouses		
	Deposit payable	R 1 540.85	R 1 610.19
7.1.9	Residential flats		
	Deposit payable	R 979.58	R 1 023.66
7.1.10	Indigent consumers (payable in two instalments)		
	Deposit payable	R 418.31	R 437.13
7.1.11	Households with pre paid electricity		
	Deposit payable	R 1 117.25	R 1 167.53
7.2	Business supply:		
7.2.1	Deposit to be based on two months consumption of a similar business or previous consumption of the previous consumer.		
7.2.2	Should the business to be operated be of the same type or per discretion of the Chief Financial Officer or his assignee with a minimum of R3000.00	R 2 647.50	R 2 766.64
7.2.2	Where the minimum deposit is more than R20000.00, the applicant be allowed to pay 50% of the deposit cash and provide a bank guarantee for the balance of the required deposit.		
8	SPECIAL TARIFFS	2019/2020	2020/2021
Consumer bulk / Engineering contribution			
8.1	Per single phase over 60A per KVA	R 354.95	R 370.92
8.2	Per three phase per KVA	R 354.95	R 370.92
9	STOLEN INFRASTRUCTURE PER STAND	2019/2020	2020/2021
Stands where infrastructure has been stolen		-	-
10	VALUE ADDED TAX	2019/2020	2020/2021
The tariffs in Part A and Part B do not include VAT at standard rate Consumer deposits in item 7 (Part B) are exempted from VAT.		15%	15%

CITY OF MATLOSANA MUNICIPALITY(DRAFT B TARIFFS)

ITEM	DESCRIPTION	2019/2020		2020/2021	PERCENTAGE
	Electricity	(R) VAT EXCL		(R) VAT EXCL	INCREASE %
Part II	PART B : GENERAL CHARGES				
1.	TESTING AND INSPECTION				
	Meters will be tested upon requests by the consumers after payment of the following fees per meter				
1.1	Single phase meter	R 441,41	R	467,89	6,00%
1.2	Three phase meter	R 646,79	R	685,60	6,00%
1.2.1	Programmable meters(Maximum Demand)	R 1845,48	R	1956,21	6,00%
2.	CHARGES FOR LATE PAYMENT				
2.1	Penalty for disconnection and reconnection of services if not paid on the due date	R 340,00	R	360,40	6,00%
2.2	Reconnection after disconnection due to non payment, provided that the account in areas has been settled or acceptable arrangements have been made for payment: after hours, Saturdays, Sundays and public holidays	R 1200,00	R	1272,00	6,00%
3	COMPLAINTS				
	Where an employee of the Council is called to a consumer's premises to attend to a complaint of failure of light and power, no charge shall be made if the Council's equipment is found to be faulty, but if the defect has been caused by a fault in the consumer's equipment for which the Council is not responsible, the following charges will be made				
3.1	During normal working hours	R 280,00	R	296,80	6,00%
3.2	After hours, Weekends and public holidays	R 600,00	R	636,00	6,00%
4	SPECIAL METER READINGS				
4.1	Where an employee of council is called to read a meter outside the schedule dates of meter readings. With the exception where the request is for final reading for closing of an account, the paid amount will be refunded if the monthly readings were incorrectly read by the municipality	R 210,00	R	222,60	6,00%
4.2	Final readings	R 40,00	R	42,40	6,00%
5	SERVICE CONNECTIONS				
5.1	The owner of the premises concerned shall make application for the installation or reinstatement of a service connection in a form prescribed by the Municipality.				
5.2	A non standard service connection shall be installed at the expense of the owner and the cost thereof as determined by the Council's engineer shall be paid to the Council before supply is authorised.				
NB	All costs related to supply and installation of cable, kiosk and breaker will be the responsibility of customer				
5.3	New single phase Pre-paid meter connection	R 1 908,45	R	2 022,96	6,00%
5.4	New three phase pre-paid connection	R 5 052,23	R	5 052,23	0,00%
	Three phase Conventional (business only)	R 5 052,23	R	5 052,23	0,00%
5.5	New or upgrading to a three phase connection will be based on 13.8kVA, resulting in a contribution based on the allowable capacity for the stand.				

Current

ITEM	DESCRIPTION	2019/2020		2020/2021	PERCENTAGE
	Electricity	[R] VAT EXCL		[R] VAT EXCL	INCREASE %
NB	Where developers paid for the infrastructure and the kiosks is on the erf boundary ,Excluding sectional title developments:				
5,6	Change over to single phase Prepaid meter including labour and transport	R 1 908,45	R	2 022,96	6,00% %
5,7	Change over to 3 phase pre-paid meter including labour and transport	R 5 052,23	R	5 052,23	0,00% %
5,8	Load management or controller	R 1545,42	R	1545,42	0,00%
5,9	New connection SSEG	R New	R	2500,00	
5,10	Every part of the service connection shall remain the property of the Council.				
5,11	Notwithstanding the fact that the service connection to an approved electrical installation may already have been completed, the Council may in its absolute discretion refuse to supply electricity to that installation until all amounts due to the Council by the same consumer in respect of that or any other service connection, whether or not on the same premises, have been paid.				
5,12	No owner shall be entitled to require more than one service connection for a supply to any premises even if it comprises or occupies more than one stand. The engineer may, however, subject to such conditions as he thinks fit to impose on the owner, provide more than one service connection to a premise and where more than one service connection is so provided, it shall be unlawful to interconnect them				
5,12	The applicant for a service connection shall, before work on his installation is commenced, furnish the Council with such indemnity as it may specify.				
5,13	The engineer may, notwithstanding any indemnity given in terms of paragraph 5.12 refuse to install a service connection until he is satisfied that no person is entitled to object to such installation.				
5,14	The levy for all connections includes the cost to the consumer of all material, meters, equipment, transport and labour which to the reasonable estimate of the Council's Engineer, will be required to establish the connection plus an amount of 15% of such costs for administrative fees.	15,00 %		15,00 %	0,00%
6	BULK SUPPLY CONTRIBUTIONS				
6,1	Single phase connection over 60 - Per kVA	R 352,60	R	373,76	6,00%
6,2	Three phase per kVA	R 352,60		373,76	6,00%
	The above also apply after completion of a project and the consumer within the development request an increase in capacity.				
	Note: Over and above the bulk contribution the developer must pay the connection fees as applicable for the particular application. The developer is responsible for supply and installation of equipment				
	Housing units must incorporate alternative energy technology .				
7	NETWORK FEASIBILITY LOAD STUDY				

ITEM	DESCRIPTION	2019/2020		2020/2021	PERCENTAGE
	<u>Electricity</u>	<u>[R] VAT EXCL</u>		<u>[R] VAT EXCL</u>	<u>INCREASE %</u>
	For all subdivisions or developments where such a development has, to the reasonable discretion of the Deputy Director: Electrical & Mechanical, an impact on the electrical network, the applicant will have to obtain at his cost a feasibility report from Electrical consultants regarding the impact of the development of the overall network.				
9	DEPOSITS Not Vatable				
	The following deposits shall be payable when application for a connection is made:				
9.1	Domestic supply				
9.1.1	Amateur sporting clubs, charitable institutions, Churches, Council hostels, Government dwellings and institutions, Retirement and care centres and town houses	R 1500,00		R 1590,00	6,00%
9.1.2	Consumers above 100 kVA: a deposit based on two month's consumption calculated at 40% load factor	R New		R New	
9.1.3	Residential Flats	R 975,00		R 1033,50	6,00%
9.1.4	Indigent customers(Payable in two months)	R 410,00		R 434,60	6,00%
9.1.5	House holds with prepaid electricity	R 1120,00		R 1187,20	6,00%
9.2	Business Supply				
9.2.1	Deposit for business supply above 80A Deposit to be based on two months consumption calculated at 40% load factor. Where a minimum deposit is more than R 20 000-00, the applicant be allowed to pay 50% in cash and provide a bank guarantee for the balance.	R New		R New	
Example of calculating consumption using load factor to be attached.					

VALUE ADDED TAX

All tariffs are subject to VAT

Consumer deposits are exempted from VAT

*** IMPORTANT NOTE**

Tariffs containing three or more decimals will be rounded off to the nearest last two decimals. Where only two decimals are shown in the tariffs, no rounding off will take place. On the Residential sliding scale tariffs, no rounding off is applicable.



CITY OF MATLOSANA

TRAFFIC TARIFFS

2020/2021

RESTRUCTURING OF TARIFFS

DIRECTORATE: MUNICIPAL & SOCIAL SERVICES
DEPARTEMENT: PUBLIC SAFETY
DIVISION: TRAFFIC

PURPOSE

The purpose of this report is to obtain Council's approval for the increase of tariffs for the new financial year budget of 2020/2021, 2021/2022, 2022/2023

RECOMMENDATION:

1. That the proposed tariffs be approved as follows:

	DESCRIPTION	2020/2021	2021/2022	2022/2023	% Increase
1	Abnormal Load	R 625.00	R 656.00	R 689.00	5.0%
2	Street Closure	R 652.00	R 685.00	R 719.00	5.0%
3	Renting of parking bay	R 97.00	R 102.00	R 107.00	5.0%
4	Undercover Parking:				
	Shelter - per month	R 276.00	R 290.00	R 304.00	5.0%
	Shelter - per day	R 25.00	R 26.00	R 27.00	5.0%
5	800 m Sprints	R 422.00 (per officer)	R 443.00 (per officer)	R 465.00 (per officer)	5.0%
		R 681.00 (street closure)	R 715.00 (street closure)	R 751.00 (street closure)	5.0%
		+ 15 % admin cost	+ 15 % admin cost	+ 15 % admin cost	
6	Special Event Tariffs CYCLE RACES				
	Route A				
	Includes races in the CBD with a large number of entries	R 8 690.00 + 15 % admin cost	R 9 124.00 + 15 % admin cost	R 9 580.00 + 15 % admin cost	5.0%
	Route B				
	Includes races in the CBD and semi main routes with average number of entries	R 5 079.00 + 15 % admin cost	R 5 333.00 + 15 % admin cost	R 5 600.00 + 15 % admin cost	5.0%
	Route C				
	Includes races outside CBD and with low number of entries	R 3 477.00 + 15 % admin cost	R 3 651.00 + 15 % admin cost	R 3 834.00 + 15 % admin cost	5.0%
	Route D				
	Includes races outside the Municipal area on the following routes: FAAN MEINTJIES BUFFELDOORN EXT	R 1 063.00 + 15 % admin cost	R 1 116.00 + 15 % admin cost	R 1 172.00 + 15 % admin cost	5.0%
	Marathon/Fun Runs/Walks	R 3 488.00 + 15 % admin cost	R 3 662.00 + 15 % admin cost	R 3 845.00 + 15 % admin cost	5.0%

	DESCRIPTION	2020/2021	2021/2022	2022/2023	% Increase
7	Accident Report Forms	R 152.00	R 160.00	R 168.00	5.0%
8	Parking Disc	R 50.00	R 50.00	R 50.00	0%
	Disabled	R 99.00	R 104.00	R 109.00	5.0%
9	Traffic Count	R 3 025.00	R 3 176.00	R 3 335.00	5.0%
10	Road Marking	Hour tariff per worker and or portion thereof + 15 % admin cost	Hour tariff per worker and or portion thereof + 15 % admin cost	Hour tariff per worker and or portion thereof + 15 % admin cost	0%
11	Storage Fees Impounded vehicles - per day	R 52.00	R 55.00	R 58.00	5.0%
12	Towing of Vehicles by Municipal Breakdown in KOSH area	R525	R551	R579	5,0%
13	Clamping of vehicles parked illegally or causing an obstruction	R210	R220	R231.00	5,0%

- (a) That the proposed tariffs be approved and implemented with effect from 1 July 2020 in terms of Section 75A of the Local Government: Municipal Systems Act 2000, act 32 of 2000 as amended.
- (b) All tariffs include VAT at standard rates.



CITY OF MATLOSANA

LICENSING TARIFFS

2020/2021



Directorate : Municipal & Social Services

PUBLIC SAFETY DEPARTMENT



✉ 99 Klerksdorp 2570 ☎ (018) 469 1235 📠 (018) 469 3923/ e-mail: imodisadife@klerksdorp.org

Licensing Section

MEMORANDUM

Ref: 5/2/1

Enquiries: Mrs SvA/

Date: 17 January 2020

To: Deputy Director: Public Safety
From: Assistant Director: Licensing

RE: RESTRUCTURING OF TARIFFS FINANCIAL YEAR, 2019/2020, 2020/2021, 2021/2018

In terms of the provision of Section 75(a) of the Local Government Municipal Systems Act, Act 32 of 2000 , (Act amended), The City Council of Matlosana may amend tariffs for the under mentioned services.

It is requested that Council approve the increase of tariffs as per set schedule herewith (Vat inclusive in the tariffs).

No	DESCRIPTION	CURRENT TARRIFS 2019/2020	%	2020/2021	%	2021/2022	%	MOTIVATION
1.	Application for business licences	R2500.00	0%	R2500.00	0%	R2500.00	0%	High expenditure fuel, vehicles, time and administrative reports
2.	Application for hawkers licences	R630.00	0%	R630.00	0%	R630.00	0%	High expenditure fuel, vehicles, time and administrative reports
3.	Rental for hawkers stands monthly	R250.00	0%	R275.00	10%	R300	9.09%	High expenditure on cleaning and maintenance of stands
4.	Application for duplicate business licences	R1260.00	0%	R1260.00	0%	R1260.00	0%	High cost on administrative time and stationary
5.	Application for duplicate Hawkers licences	R195.00	0%	R200.00	2.563%	R210.00	5%	High cost on administrative time and stationary
6.	Information about business	R275.00	0%	R275.00	0%	R275.00	0%	High cost on administrative time and stationary
6.	Weighbridge certificate	R90.00	0%	R90.00	0%	R90.00	0%	Maintenance and Calibration of equipment expensive
7.	Penalty on Business licenses (7 days for rectification (14 days for appeal) (Criminal Procedure Act 52 of 1971)	R2500	0%	R2500	0%	R2500	0%	High expenditure fuel, vehicles, time and administrative reports – <u>subject to Court approval</u>
8.	Penalty on Hawkers	R600	0%	R600	0%	R600	0%	High expenditure fuel, vehicles, time and administrative reports <u>subject to Court approval</u>
9.	Penalty on failing an instruction or cause an interruption, given false information to an Inspector – Regulation 35 (a) – (i) of Act 6 of 1997 of the North West Business Act	R900.00	0%	R900.00	0%	R900.00	0%	High expenditure fuel, vehicles, time and administrative reports – <u>subject to Court approval</u>
10.	Owner failed to licence motor vehicle (Regulation	R900.00	0%	R900.00	0%	R900.00	0%	High expenditure fuel, vehicles, time and administrative reports -

	18 of the National Road Traffic Act, Act 93 of 1996							<u>subject to Court approval</u>
11.	Penalty on failing an instruction or cause an interruption, given false information to an Inspector (Section 3 (f) (a – k) of the National Road Traffic Act, Act 93 of 1996)	R900.00	0%	R900.00	0%	R900.00	0%	High expenditure fuel, vehicles, time and administrative reports – <u>subject to Court approval</u>
12.	Failure to notify change of address/proxy or representative Regulation 52 (1 &2) of the National Road Traffic Act, Act 93 of 1996	R900.00	0%	R900.00	0%	R900.00	0%	High expenditure fuel, vehicles, time and administrative reports <u>subject to Court approval</u>
13	Failure to comply with Regulation 53 of National Road Traffic Act, Act 93 of 1996 (acquire unlicensed and unregistered motor vehicle/ failure of notifications	R900.00	0%	R900.00	0%	R900.00	0%	High expenditure fuel, vehicles, time and administrative reports - <u>subject to Court approval</u>
14	Failure to comply with Regulation 54 of National Road Traffic Act, Act 93 of 1996 (notice of theft of vehicle)	R900.00	0%	R900.00	0%	R900.00	0%	High expenditure fuel, vehicles, time and administrative reports - <u>subject to Court approval</u>
15	Failure to comply with Regulation 55 of National Road Traffic Act, Act 93 of 1996 (notice of permanent unfitness of vehicle)	R900.00	0%	R900.00	0%	R900.00	0%	High expenditure fuel, vehicles, time and administrative reports - <u>subject to Court approval</u>
16	Failure to comply with Regulation 56 (1) and (7) of National Road Traffic Act, Act 93 of 1996 (engine or chassis number not embossed or not as required or did not furnish clearance form from the SAPS to the registering authority)	R900.00	0%	R900.00	0%	R900.00	0%	High expenditure fuel, vehicles, time and administrative reports - <u>subject to Court approval</u>
17	Failure to comply with Regulation 322 (b) (i) and (ii) of National Road Traffic Act, Act 93 of 1996 (Traded in prohibited urban place and traded alongside public road outside urban area)	R900.00	0%	R900.00	0%	R900.00	0%	High expenditure fuel, vehicles, time and administrative reports - <u>subject to Court approval</u>

Thank you

S VAN ANTWERPEN
ASSISTANT CHIEF: LICENSING



CITY OF MATLOSANA

FIRE & RESCUE DIVISION TARIFFS

2020/2021

DEPARTMENT PUBLIC SAFETY

FIRE & RESCUE DIVISION: TARIFFS

PURPOSE

The purpose of this report is to inform Council of the proposed increase of tariffs for the new financial year, Budget of 2020/ 2021.

	Description	%	Proposed 2018/2019	%	Proposed 2019/2020	%	Proposed 2020/2021	%	Proposed 2021/2022
1	Registration of bulk depot	5.2%	R1207.56	5.6%	R1275.18	5.4%	R1344.03	5.4%	R1416.60
2	Issuing of spraying permit	5.2%	R690.02	5.6%	R728.66	5.4%	R768.00	5.4%	R809.47
3	Issuing of flammable liquids registration certificates	5.2%	R690.02	5.6%	R728.66	5.4%	R768.00	5.4%	R809.47
4	Issuing of transport permit	5.2%	R575.02	5.6%	R607.22	5.4%	R640.00	5.4%	R674.56
5	Issuing of fitness certificate	5.2%	R575.02	5.6%	R607.22	5.4%	R640.00	5.4%	R674.56
6	Approval of plans in respect of hazardous substances	5.2%	R575.02	5.6%	R607.22	5.4%	R640.00	5.4%	R674.56
7	Inspection of a building for occupancy certificate	5.2%	R575.02	5.6%	R607.22	5.4%	R640.00	5.4%	R674.56
8	Release of information call out of tariff								
	1. Light	5.2%	R412.59	5.6%	R435.69	5.4%	R459.21	5.4%	R484.00
	2. Medium	5.2%	R412.59	5.6%	R435.69	5.4%	R459.21	5.4%	R484.00
	3. Heavy	5.2%	R550.13	5.6%	R580.93	5.4%	R612.30	5.4%	R645.36
	4. Rescue	5.2%	R550.13	5.6%	R580.93	5.4%	R612.30	5.4%	R645.36
	5. Special								
	– light	5.2%	R412.59	5.6%	R435.69	5.4%	R459.21	5.4%	R484.00
	Heavy	5.2%	R550.13	5.6%	R580.93	5.4%	R612.30	5.4%	R645.36

9	Tariff per vehicle/hour or portion thereof								
	1. Light	5.2%	R190.08	5.6%	R200.72	5.4%	R211.55	5.4%	R222.97
	2. Medium	5.2%	R213.85	5.6%	R225.82	5.4%	R238.01	5.4%	R250.86
	3. Heavy	5.2%	R261.37	5.6%	R276.00	5.4%	R290.90	5.4%	R306.60
	4. Rescue	5.2%	R261.37	5.6%	R276.00	5.4%	R290.90	5.4%	R306.60
	5. special	5.2%	R261.37	5.6%	R276.00	5.4%	R290.90	5.4%	R306.60
10	Use of crew members	5.2%	R242.93	5.6%	R256.53	5.4%	R270.38	5.4%	R284.98
11	Water +14% VAT	5.2%	R21.00	5.6%	R22.17	5.4%	R23.36	5.4%	R24.62
12	Damaged Equipment		Replacement value \pm 20%		Replacement value \pm 20%		Replacement value \pm 20%		Replacement value \pm 20%

Recommendations

That the proposed tariffs for Fire & Rescue be approved and be implemented with effect from 01 July 2020 in terms of Section 75A of the Local Government : Municipal Systems Act , act 32 of 2000 as amended.

That VAT at standard rate be added to proposed fire tariffs for 2020 / 2021.

SUBMITTED FOR COGNIZANCE



CITY OF MATLOSANA

MUSEUMS AND HERITAGE TARIFFS

2020/2021

MUSEUMS AND HERITAGE PROPOSED TARIFFS FOR 2020/2021				
CHARGES LEVIED	2017/18	2018/2019	2019/2020	2019/2020
WOMEN'S JAIL				
Non profit organizations and clubs with heritage, cultural, educational and community upliftment objectives	Free of charge	Free of charge	Free of charge	Free of charge
Individuals and organizations for purposes of commercial ventures per day or part thereof	R170	R180	R190	R300

GOUDKOPPIE HERITAGE HILL				
Non profit organizations and clubs with heritage, cultural, educational and community upliftment objectives	Free of charge	Free of charge	Free of charge	Free of charge
Non profit organizations and clubs with heritage, cultural, educational and community upliftment objectives for purposes of commercial undertakings per day or part thereof. Inclusive of available stalls.	R340	R360	R380	R600
Individuals and organizations for purposes of commercial undertakings per day or part thereof. Inclusive of available stalls.	R560	R590	R620	R1 250
Lease of stalls for storage purposes or club houses per month	R390	R410	R430	R600

MUSEUM PHOTO/ VIDEOSHOOTS				
Photo/Video shoots during office hours per hour or part thereof	R60	R65	R70	R100
Photo/Videoshoots after hours per hour or part thereof	R560	R590	R620	R700

To be approved in terms of section 75A of the Local Government Municipal Systems Act, Act No. 32 of 2000, as amended.

To be implemented with effect from 1 July 2020.

ALL TARIFFS INCLUDE VAT AT STANDARD RATE.



CITY OF MATLOSANA

HUMAN SETTLEMENT: RENTAL TARIFFS

2020/2021

RENTAL INCREASES: HUMAN SETTLEMENTS

PURPOSE OF REPORT:

The purpose of this report is to amend the rental amount for Human Settlements flats.

BACKGROUND:

Human Settlements is renting out flats belonging to council. The flats are for indigent people. The rental amount has to increase every year by 5%.

RECOMMENDATION

1. That council take cognizance of the report
2. That council take further cognizance of the council tariffs increase
3. That council increase the rental by 5 %
4. That in terms of Section 75(a) of the Municipal Systems Act 32 of 2000, as amended, the following tariffs be determined with effect from 1 July 2020

FLAT NAME	AMOUNT 2019/2020	AMOUNT 2020/2021
Blake flat (Orkney)	R 346.5	R 365.00
Parksig flat (Orkney)	R 346.5	R 365.00
Lekkerus (Randlespark)	R 346.5	R 365.00
Avondsrus (Randlespark)	R 346.5	R 365.00
Afsaal (Randlespark)	R 346.5	R 365.00
Uitspan (Randlespark)	R 346.5	R 365.00

SUBMITTED FOR CONSIDERATION



CITY OF MATLOSANA

SSEG TARIFFS

2020/2021



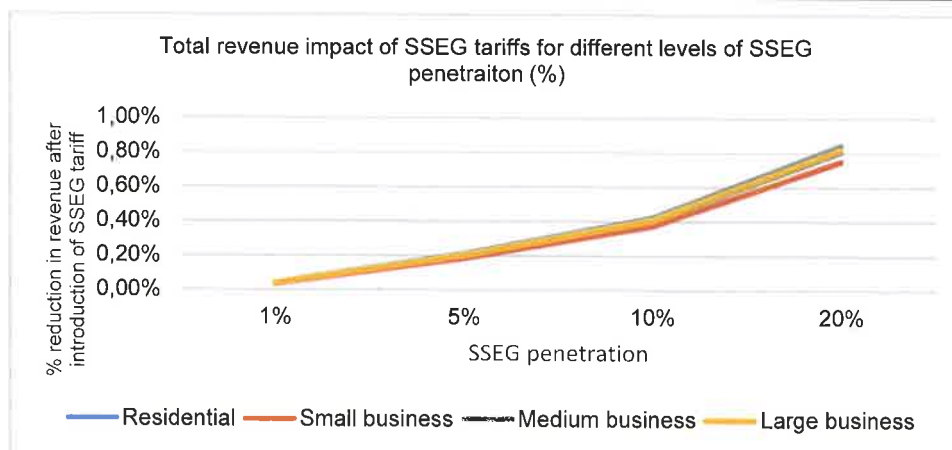
**Draft SSEG Tariffs developed by City of Matlosana
March 2020**

Residential	
Import tariff	
Fixed charge	127 R/month
Variable charge	138 c/kWh
Export tariff	
Export tariff	50,00 c/kWh

Small business	
Import tariff	
Fixed charge	315 R/month
Monthly demand charge	125 R/kVA
Variable charge	220 c/kWh
Export tariff	
Export tariff	50,00 c/kWh

Industrial low tension business	
Import tariff	
Fixed charge	1772 R/month
Monthly demand charge	227 R/kVA
Variable charge	125 c/kWh
Export tariff	
Export tariff	68 c/kWh

Industrial high tension business	
Import tariff	
Fixed charge	1772 R/month
Monthly demand charge	260 R/kVA
Variable charge	150 c/kWh
Export tariff	
Export tariff	68 c/kWh



Comments:

The revenue impact of the recommended tariffs, shown in the figure above, only consider the municipality's income due to electricity sales. SSEG may have a further positive socio-economic impact on the local economy. The introduction of a demand charge to the small business category, the increase in fixed charges to industrial high tension category, and the increase in energy charges have been developed to reduce the impact of SSEG installation on revenue due to drop in consumption.

The export tariff has been developed to assist SSEG to realise short period payback time and to reduce purchase cost to the municipality when municipality buys excess generated electricity at cheaper price from SSEG customers.

A Cost of Supply study is needed to determine how cost-reflective the above tariffs are, and these tariffs should be considered interim until a detailed Cost of Supply has confirmed that costs plus a fair margin, as allowed by the regulator, is being recovered.

This report was generated on 04/03/2020
For 0

Developed by



Table 1: SSEG tariffs chosen by the municipality

		Summer				Winter			
		Residential	Small business	Medium business	Large business	Residential	Small business	Medium business	Large business
Tariff type	TOU or flat tariff structure	Flat	Flat	Flat	Flat	Same as summer			
	Monthly or annual clearing of balances	Annual clearing	Annual clearing	Annual clearing	Annual clearing				
	Payment of credit balances to customers	No payments	No payments	No payments	No payments				
	Escalation of export tariff	Changes over time	Changes over time	Changes over time	Changes over time				
TOU tariffs	Import tariff								
	Fixed charge (R/m)								
	Monthly demand charge (R/kVA)								
	Peak (c/KWh)								
	Standard (c/KWh)								
	Off-peak (c/KWh)								
	Export tariff								
	Peak (c/KWh)								
Flat tariffs	Standard (c/KWh)								
	Off-peak (c/KWh)								
	Import tariff								
	Fixed charge (R/m)	127	315	1 772	1 773	127	315	1 772	1 772
	Monthly demand charge (R/kVA)	-	125	227	260	-	125	227	260
Variable charge (c/KWh)	Variable charge (c/KWh)	138	220	125	150	138	220	178	150
	Export tariff								
	Variable charge (c/KWh)	50	50	68	68	50	50	68	68

Table 2: Total revenue impact * (%)

% of customers on the relevant tariff that install rooftop PV	Residential	Small business	Medium business	Large business	Total
1%	0,04%	0,04%	0,04%	0,04%	0,04%
5%	0,20%	0,19%	0,21%	0,20%	0,20%
10%	0,40%	0,38%	0,42%	0,41%	0,40%
20%	0,81%	0,75%	0,84%	0,82%	0,80%

Notes: * Total revenue impact = (Reduction in municipal revenue + Value of Solar)/Municipal revenue prior to introduction of Solar PV SSEG tariffs

Chart 1: Total revenue impact (%)

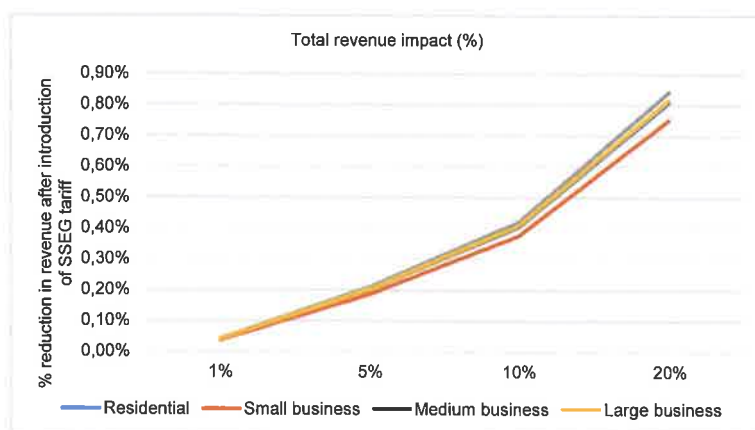


Table 3: Reduction in revenue, Value of Solar and Total effect (Rm)

	Residential	Small business	Medium business	Large business	Total
1% of customers install rooftop PV					
Reduction in revenue (Rm) (A)	-0,7	-0,4	0,0	-0,3	-1,4
Value of Solar (Rm) (B)	0,7	0,5	0,1	0,4	1,6
Total effect (Rm) (A + B)	0,1	0,1	0,0	0,1	0,2
5% of customers install rooftop PV					
Reduction in revenue (Rm) (A)	-3,4	-2,0	-0,2	-1,5	-7,1
Value of Solar (Rm) (B)	3,7	2,3	0,3	1,8	8,1
Total effect (Rm) (A + B)	0,3	0,3	0,1	0,3	1,0
10% of customers install rooftop PV					
Reduction in revenue (Rm) (A)	-6,7	-4,0	-0,4	-3,0	-14,1
Value of Solar (Rm) (B)	7,3	4,6	0,7	3,5	16,2
Total effect (Rm) (A + B)	0,6	0,6	0,2	0,5	2,0
20% of customers install rooftop PV					
Reduction in revenue (Rm) (A)	-13,4	-7,9	-0,9	-6,0	-28,2
Value of Solar (Rm) (B)	14,7	9,2	1,4	7,1	32,3
Total effect (Rm) (A + B)	1,3	1,2	0,5	1,1	4,1

Table 4: Business case for the Solar PV customer for the chosen SSEG tariffs

	Residential	Small business	Medium business	Large business	Key for PBP and IRR results:	Key for NPV results:
Net present value (Rands)	103 208	125 166	389 774	12 732	Unfavourable	Negative
Pay-back period (PBP) (Years)	8	9	12	15	Average	Positive
Internal rate of return	15%	12%	8%	6%	Very good	
LCOE (Rands)	0,98	1,24	1,08	0,93		
Monthly bill for one Solar PV customer (Rands)	R 579	R 4 128	R 107 982	R 330 974		

consumption per annum, average

	Residential	Small business	Medium business	Large business
Avg elect cons/annum (KWh/a)	7 754	31 991	834 642	3 272 597
Avg solar self-cons rate/annum*	55%	76%	100%	92%
Summer peak demand (kW)	1,58	4,44	115,88	468,87
Winter peak demand (kW)	2,40	6,24	162,81	681,64

Notes: * Avg solar self-cons rate/annum = Rooftop PV electricity consumed on-site/Total rooftop PV electricity produced

Chart 2: Energy balances

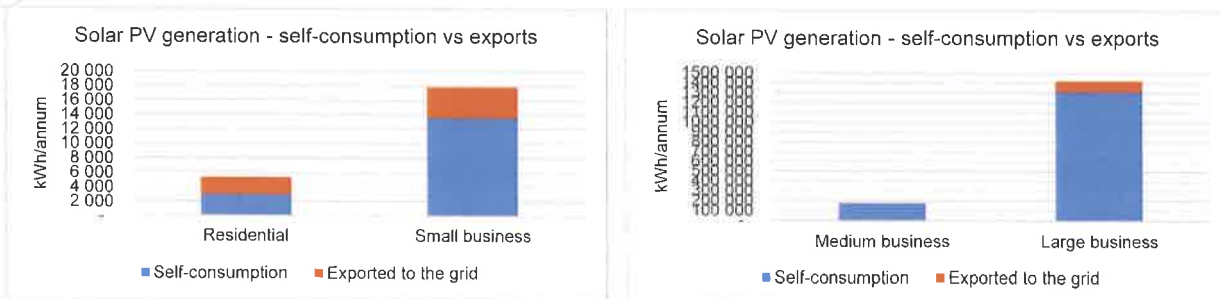


Table 6: Revenue Available for Network Costs and Average Bulk Energy Costs

	Residential	Small business	Medium business	Large business
Revenue per customer available for non-SSEG Network Costs (ZAR/month)	R285	R2 772	R47 636	R157 649
SSEG*	R157	R2 682	R52 714	R167 947
Average Bulk Purchase Costs (c/kWh)	113,23	99,97	99,97	98,86
SSEG	118,62	100,89	101,06	100,24

*Includes value of solar exports



CITY OF MATLOSANA

ORKNEY VAAL TARRIFS

		5.3%	4.5%
	SERVICE DESCRIPTION	2019/2020	2020/2021
1	WATER	R	R
	WATER BASIC FEE	143.15	149.59
	WATER USAGE		
	WATER USAGE 15KL	361.45	379.54
	For the first 6kl, per kl: 1 -6	21.23	22.29
	For the following 9kl, per kl: 7 - 15	26.01	27.31
	WATER USAGE 30KL	759.76	797.81
	For the following 6kl, per kl: 1 -6	21.23	22.29
	For the following 14 kl, per kl: 7 - 20	26.01	27.31
	For the following 10 kl, per kl: 21 - 30	26.83	28.17
	SERVICE DESCRIPTION	2019/2020	2020/2021
2	ELECTRICITY	R	R
	ELECTRICITY BASIC FEE	134.04	140.07
	ELECTRICITY USAGE		
	Block 1 (1-50 kWh)	1.0399	1.1048
	Block 2 (51-350 kWh)	1.3293	1.4122
	Block 3 (351-600 kWh)	1.7876	1.8991
	Block 4 (601-1500 kWh)	2.0534	2.1815
	Block 5 (>1500 kWh)	2.1619	2.2968
	SERVICE DESCRIPTION	2019/2020	2020/2021
3	OTHER	R	R
	REFUSE REMOVAL	144.23	150.72
	BASIC SEWER	78.87	82.42
	ADDITIONAL SEWER	80.97	84.61
	PROPERTY RATES 5.8% LEVY	0.01313	0.01352
	VALUE ADDED TAX 15%		
4	THE LEVIES DO NOT INCLUDE VAT AT STANDARD TARIFF		
	PROPERTY RATES	R	R
5	That the proposed tariffs be approved with effect from 01 July 2020 and implemented in terms of Section 75a of the Local Government: Municipal Systems Act 2000, act 32 of 2000 as amended.		