




Service Delivery and  
Budget Implementation  
Plan (SDBIP)  
2012/13

**CITY OF MATLOSANA**



# Contents

1 Introduction	3
2 The Components of a SDBIP	3
3 The SDBIP Concept	3
4 MFMA requirement	4
5 The SDBIP process in Matlosana	6
6 Service Delivery Targets and Performance Indicators	6
7 Overview of the 2012/2013 MTREF	6
8 Approval of the Executive Mayor of the City of Matlosana	74

## Annexures


<b>Annexure A:</b>	8
Monthly projections of revenue to be collected for each source	
<b>Annexure B:</b>	10
Monthly projections of expenditure (operating and capital) and revenue for each vote	
<b>Annexure C:</b>	15
Quarterly projections of service delivery targets and performance indicators for each vote	
<b>Annexure D:</b>	65
Ward information for expenditure and service delivery	
<b>Annexure E:</b>	68
Capital works plans.	





## 1. Introduction

This report is a Service Delivery and Budget Implementation Plan (SDBIP) for the City of Matlosana for 2012/13 financial year. This plan is informed by Matlosana's Integrated Development Plan (IDP) and the Medium Term Revenue and Expenditure Framework (MTREF) budget. Both the IDP and 2012/13 MTREF budget have been tabled to the Council and adopted on the 29 May 2012 respectively.



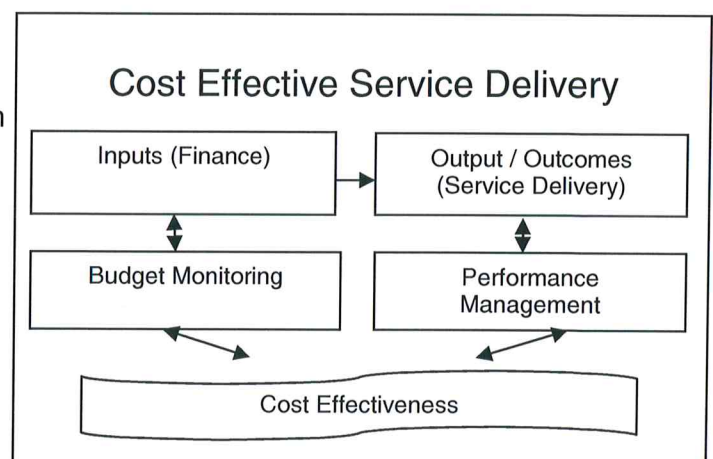
A Service Delivery and Budget Implementation Plan is defined in the Act as a detailed plan approved by the Executive Mayor for implementing the municipality's delivery of municipal services and its annual budget.

## 2. The Components of a SDBIP

The five necessary components of a SDBIP are:-

- Monthly projections of revenue to be collected for each source;
- Monthly projections of expenditure (operating and capital) and revenue for each vote;
- Quarterly projections of service delivery targets and performance indicators for each vote;
- Ward information for expenditure and service delivery; and
- Capital works plans.

The SDBIP is the formal link between organisational performance and the budget. It also provides a means to measure cost effective service delivery by linking the inputs – the budget – to the service outputs and outcomes. Budgetary control and performance monitoring combine to measure the cost effectiveness of service delivery.



## 3. The SDBIP Concept

National Treasury, in MFMA circular 13, outlined the concept of the SDBIP. It is seen as a contract between the administration, council and community expressing the goals and objectives set by the council as quantifiable outcomes that can be implemented by the administration over the next twelve months.

It is a management, implementation and monitoring tool that will assist the Executive Mayor, councillors, Municipal Manager, senior managers and community. It is also a performance monitoring tool that enables the Municipal Manager to monitor the performance of senior managers. The MFMA requires that the performance agreements of senior managers be linked to the measurable performance objectives in the SDBIP.

As a vital monitoring tool, the SDBIP should help enable the Executive Mayor and Municipal Manager to be pro-active and take remedial steps in the event of poor performance.

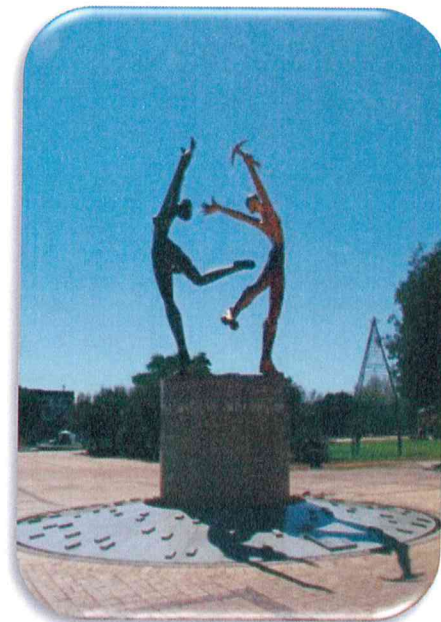
#### 4. MFMA requirement

##### Chapter 1 – Definitions

SDBIP means a detailed plan approved by the mayor of a municipality in terms of section 53 (1)(c)(ii) for implementing the municipality's delivery of municipal services and its annual budget, and which must indicate-

- (a) projections for each month of:- revenue to be collected, by source; and operational and capital expenditure by vote
- (b) service delivery targets and performance indicators for each quarter and
- (c) any other matters that may be prescribed.

and includes any revisions of such plan by the mayor in terms of section 54 (1)(c)



##### Chapter 8 – Responsibilities of Municipal Officials Section 69 Budget Implementation

Section 69 (3) The Accounting Officer must no later than 14 days after the approval of the budget submit to the mayor

- (a) A draft service delivery and budget implementation plan for the budget year; and
- (b) Drafts of the annual performance agreements as required in terms of section 57 (1)(b) of the Municipal Systems Act for the municipal manager and all senior Managers



## Chapter 7 – Responsibilities of Mayors

### Section 53 – Budget Processes and related matters

Section 53 (1)(c) The mayor of a municipality must take all reasonable steps to ensure-

- (ii) That the municipality's service delivery and budget implementation plan is approved by the mayor within 28 days after the approval of the budget; and
- (iii) That the annual performance agreements as required in terms of section 57 (1)(b) of the Municipal Systems Act for the Municipal Manager and all senior managers-

(bb) are linked to the measurable performance objectives approved with the Budget and to the service delivery and budget implementation plan.

Section 53 (3)

- (a) The mayor must ensure that the revenue and expenditure projections for each month and the service delivery targets and performance indicators for each quarter, as set out in the service delivery and budget implementation plan, are made public no later than 14 days after the approval of the service delivery and budget implementation plan.

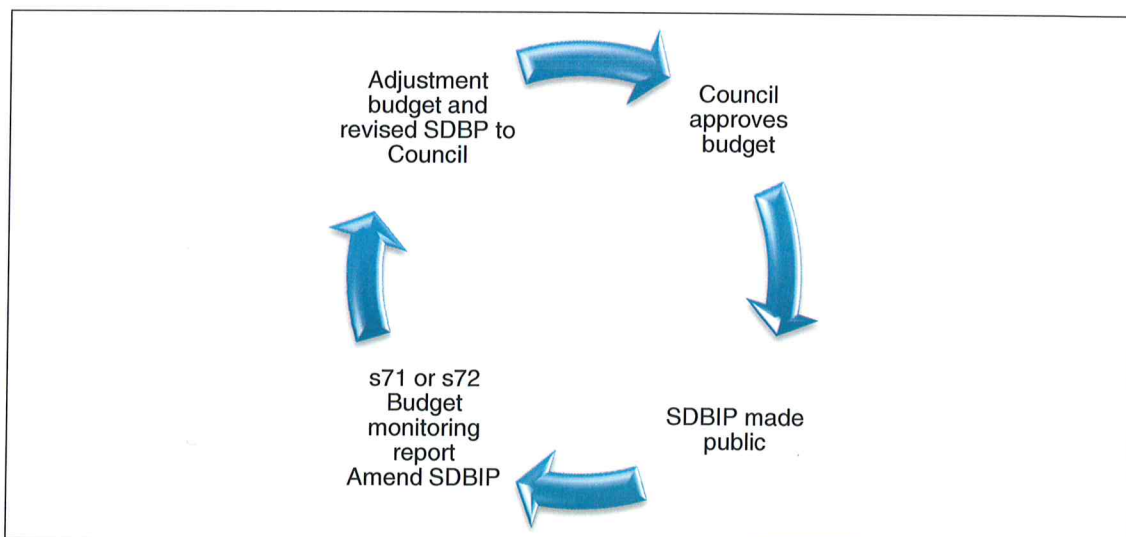
### Section 54 - Budgetary control and early identification of financial problems

On receipt of a statement or report submitted by the accounting officer of the municipality in terms of section 71 or 72 the mayor must-

- (1) (b) check whether the municipality's approved budget is implemented in accordance with the service delivery and budget implementation plan;
- (c) consider and, if necessary, make any revisions to the service delivery and budget implementation plan, provided that all revisions to the service delivery targets and performance indicators in the plan may only be made with the approval of council following the approval of an adjustments budget
- (d) issue any appropriate instructions to the accounting officer to ensure-
  - (i) that the budget is implemented in accordance with the service delivery and budget implementation plan
- (3) The mayor must ensure that any revisions of the service delivery and budget implementation plan are made public promptly.

The following diagram illustrates the MFMA requirements regarding the implementation and monitoring process:-

The SDBIP Feedback Mechanism (s54)





## 5. The SDBIP process in Matlosana

The production of the SDBIP has been drafted by the Directorate: Strategic Planning, Monitoring and Control and all directorates have been involved with its development. The detailed budget monthly estimates and the detailed quarterly performance indicators are contained in the SDBIP.

## 6. Service Delivery Targets and Performance Indicators

The 2012/13 SDBIP facilitates the monitoring and evaluation process of the municipality in that service delivery targets and performance areas are broken down into specific and measurable monthly, quarterly and mid-term deliverables. It is a municipal-wide plan that seeks to give the entire Matlosana community an outline of what we will be doing, where and utilising which resources. It strikes a balancing chord between addressing infrastructure backlogs, maintenance of current infrastructure and the expansion of services to new growth areas.



Each Directorate has to provide quarterly targets so that performance can be monitored throughout the year. The Municipal Manager's and Director's performance contracts must contain these targets. The targets cannot be changed during the year unless Council approves the changes.

The performance targets for 2012/13 are contained in the report.

A number of meetings were held with directorates and the performance indicators and targets developed. These targets have been included in the 2012/13 SDBIP.

The targets and indicators attempt to measure a range of activities in the municipality. It will be the responsibility of directorates to provide information on progress towards achieving these targets on a quarterly basis. Any revision to the SDBIP resulting from a change in Performance Indicators will be reported to Council for approval in terms of Section 54 (c) of the MFMA.

## 7. Overview of the 2012/2013 MTREF

THOUSANDS	BUDGET YEAR		
	2012/2013	2013/2014	2014/2015
Total Operating Revenue	1 793 179	1 960 758	2 100 751
Total Operating Expenditure	1 790 938	1 958 695	2 097 840
Surplus (Deficit) for the year	2 241	2 062	2 911
Total Capital Expenditure	152 172	190 044	174 487



For 2012/2013 an amount of R 147 million has been appropriated for the development of infrastructure which represents 97% of the total capital budget. In the outer years this amount totals R 190 million and R 174 million respectively for each of the financial years.

Roads received the highest allocation of R 73 million in the 2012/2013 followed by Water at R 23,5 million and the Sewerage at R21,8 million.

Some of the salient projects to be undertaken over the medium-term includes; among others;

Khuma Bulk Water supply 10 ml reservoir	: R7, 5 million
Increase Capacity Hartbeesfontein WWTP	: R 14, 3 million
Paving of Taxi Routes: Storm-water; Jouberton Phase 6	: R 7, 2 million
Paving of Taxi Routes: Storm-water, Tigane Phase 6	: R 7, 2 million
Paving of Taxi Routes: Storm-water, Khuma Phase 6	: R 7, 2 million
Paving of Taxi Routes: Storm-water, Kanana Phase 6	: R 6 million
Main storm-water Drainage – Jouberton Phase 4	: R 6 million
Upgrading Mechanical, Electrical equipment in pumpstations	: R 8 million
Rehabilitation of landfill site – KOSH	: R 14, 48 million

**ANNEXURE "A"**

# **Monthly projections of revenue to be collected for each source**



NW403 City Of Matlosana - Supporting Table SA25 Budgeted monthly revenue and expenditure

Description	Ref	Budget Year 2012/13												Medium Term Revenue and Expenditure Framework		
		July	August	Sept.	October	November	December	January	February	March	April	May	June	Budget Year 2012/13	Budget Year +1 2013/14	Budget Year +2 2014/15
R thousand																
Revenue By Source		20,987	15,255	16,850	15,982	17,066	16,895	15,986	25,922	15,255	17,850	37,255	49,324	264,527	279,340	293,307
Property rates		-	-	-	-	-	-	-	-	-	-	-	-	-	-	-
Property rates - penalties & collection charges		56,128	39,205	31,000	29,500	42,001	39,300	29,015	26,015	29,300	35,500	68,015	73,239	498,220	577,935	629,949
Service charges - electricity revenue		15,126	12,000	20,120	20,404	18,423	31,561	19,800	11,200	18,000	16,000	15,000	7,216	204,849	228,407	248,963
Service charges - water revenue			3,112	3,912	2,269	2,268	3,281	2,115	3,562	3,259	2,987	3,599	50,666	81,028	85,565	90,186
Service charges - sanitation revenue			4,524	4,970	8,880	6,895	3,790	3,699	3,524	3,303	3,521	3,790	37,860	84,754	89,500	93,975
Service charges - refuse revenue			-	-	-	-	-	-	-	-	-	-	-	-	-	-
Service charges - other			1,256	1,156	1,000	987	1,269	2,016	895	120	1,156	987	68,736	68,736	72,585	76,505
Rental of facilities and equipment			128	39	39	320	40	281	157	59	25	130	1,964	12,806	13,523	14,253
Interest earned - external investments		13											770	2,000	2,112	2,226
Interest earned - outstanding debtors		3,562	4,398	4,986	3,880	3,989	3,016	5,260	3,960	4,599	4,013	3,699	10,893	56,252	59,402	62,610
Dividends received		-	-	-	-	-	-	-	-	-	-	-	-	-	-	-
Fines		2,061	1,002	927	426	627	969	1,000	846	746	960	916	1,950	12,428	13,124	13,833
Licences and permits		526	736	1,046	1,060	487	586	850	986	900	360	256	733	8,525	9,002	9,489
Agency services		-	-	-	-	-	-	-	-	-	-	-	-	-	-	-
Transfers recognised - operational		101,000	-	-	98,000	-	-	-	-	-	63,473	-	1,840	341,313	363,709	390,595
Other revenue		12,360	10,199	12,987	10,000	17,549	7,500	6,000	7,500	9,500	1,100	29,800	32,848	157,342	166,153	174,461
Gains on disposal of PPE		-	-	-	-	400	-	-	-	-	-	-	-	400	400	400
Total Revenue (excluding capital transfers and contribution)		211,762	91,813	97,993	191,439	111,010	108,207	163,021	84,466	85,041	146,944	163,445	338,040	1,793,179	1,960,758	2,100,751

**ANNEXURE "B"**

# **Monthly projections of expenditure (operating and capital) and revenue for each vote**



NW403 City Of Matlosana - Supporting Table SA27 Budgeted monthly revenue and expenditure (standard classification)

Ref	Description	Budget Year 2012/13												Medium Term Revenue and Expenditure Framework		
		July	August	Sept.	October	November	December	January	February	March	April	May	June	Budget Year 2012/13	Budget Year +1 2013/14	Budget Year +2 2014/15
	<b>Revenue - Standard</b>															
	<i>Governance and administration</i>	58,469	11,785	31,182	31,343	47,498	34,862	94,406	36,737	46,426	57,114	81,979	77,341	609,141	643,253	687,988
	Executive and council	1,000	1,200	1,400	1,500	1,500	1,800	1,000	1,201	1,403	2,500	2,801	1,167	18,271	19,294	20,336
	Budget and treasury office	57,452	10,589	29,781	29,843	45,998	33,062	93,406	35,536	45,023	54,614	79,178	76,161	590,605	623,958	667,652
	Corporate services	17	16	21	22	35	33	35	15	23	16	19	13	265	280	295
	<i>Community and public safety</i>	8,752	10,378	8,367	8,531	7,603	9,143	8,623	9,708	9,061	8,295	13,452	11,975	113,887	120,265	126,759
	Community and social services	474	531	430	433	381	409	424	645	743	735	726	320	6,250	6,600	6,956
	Sport and recreation	33	41	28	70	76	40	67	116	58	85	62	31	707	746	787
	Public safety	7,824	9,274	6,964	7,575	6,608	8,053	7,615	8,541	7,636	6,954	12,151	10,631	99,828	105,418	111,111
	Housing	419	531	942	450	525	640	511	401	620	502	507	987	7,035	7,429	7,830
	Health	2	1	3	3	12	2	2	6	5	3	19	6	67	71	75
	<i>Economic and environmental services</i>	184	177	2,425	237	204	159	145	253	161	106	295	2,121	6,468	6,830	7,198
	Planning and development	60	11	2,213	11	1	4	4	55	31	3	18	8	2,418	2,554	2,692
	Road transport	125	166	212	227	203	155	141	198	130	103	277	2,113	4,050	4,276	4,507
	Environmental protection															
	<i>Trading services</i>	72,518	70,169	113,641	72,182	81,866	67,218	81,181	123,908	88,712	76,713	98,314	94,514	1,046,937	1,172,728	1,260,167
	Electricity	38,452	39,860	59,404	34,655	34,477	34,386	35,932	69,054	41,828	44,000	59,038	51,235	542,322	617,482	680,938
	Water	20,468	16,540	36,333	18,702	23,482	16,368	21,332	27,839	29,419	17,940	21,540	19,963	269,917	307,404	338,004
	Waste water management	6,915	6,904	10,975	8,942	10,994	6,914	11,019	17,430	7,838	8,079	8,088	8,088	109,939	116,096	122,365
	Waste management	6,693	6,865	12,929	9,883	12,913	9,551	12,897	9,586	9,628	6,694	9,647	17,476	124,759	131,746	138,860
	<i>Other</i>	653	930	2,985	1,431	1,033	1,705	1,190	2,890	915	642	1,203	1,168	16,745	17,683	18,638
	<b>Total Revenue - Standard</b>	140,576	93,439	164,601	113,724	138,205	113,087	185,545	173,496	145,274	142,869	195,243	187,118	1,793,178	1,980,758	2,100,751
	<b>Expenditure - Standard</b>															
	<i>Governance and administration</i>	25,060	31,969	29,969	26,405	30,809	29,986	23,872	35,877	30,497	31,452	31,690	86,612	414,199	504,859	565,496
	Executive and council	8,198	11,066	8,912	9,193	9,650	10,522	8,915	12,079	8,371	8,740	9,065	9,427	114,140	124,996	131,746
	Budget and treasury office	14,814	18,821	17,679	14,878	18,071	15,957	12,646	21,108	18,700	20,268	19,812	74,013	266,767	344,706	396,695
	Corporate services	2,048	2,082	3,378	2,335	3,088	3,507	2,310	2,690	3,425	2,443	2,813	3,172	33,292	35,156	37,055
	<i>Community and public safety</i>	17,046	18,147	31,798	19,458	19,920	24,212	18,591	30,404	20,492	22,658	19,216	28,394	270,336	285,475	300,891
	Community and social services	4,675	5,008	7,196	5,252	6,153	5,823	5,219	6,178	6,305	6,374	6,034	5,244	69,461	73,350	77,311
	Sport and recreation	1,079	1,979	2,809	2,382	1,529	2,112	1,121	2,196	1,310	1,679	1,327	2,298	21,822	23,044	24,288
	Public safety	9,733	10,100	20,580	10,201	10,913	14,375	10,837	20,837	11,723	13,300	10,555	19,153	162,307	171,396	180,651
	Housing	586	459	506	686	717	1,009	826	626	526	678	749	893	8,281	8,723	9,194
	Health	973	601	707	936	608	893	589	567	628	627	552	805	8,487	8,962	9,446
	<i>Economic and environmental services</i>	4,361	6,285	13,496	12,180	6,094	41,325	5,723	8,589	11,066	6,554	10,707	11,300	137,681	145,391	153,242
	Planning and development	552	586	959	1,017	991	409	455	696	656	532	681	659	8,193	8,652	9,119
	Road transport	3,809	5,699	12,537	11,164	5,103	40,916	5,268	7,893	10,410	6,022	10,026	10,641	129,488	136,739	144,123
	Environmental protection															
	<i>Trading services</i>	67,222	78,007	90,905	73,608	83,816	113,463	87,646	70,996	86,089	70,074	74,258	57,093	953,177	1,006,555	1,060,909
	Electricity	45,705	47,070	51,390	42,042	42,558	44,731	52,070	40,563	49,109	44,012	50,465	30,491	540,206	570,458	601,262
	Water	10,519	19,614	21,049	18,450	26,988	45,395	21,368	19,661	19,433	17,200	11,786	12,229	243,693	257,340	271,236
	Waste water management	4,306	4,358	8,545	5,213	7,218	15,158	7,017	3,112	11,007	4,985	4,985	8,670	85,309	90,087	94,951
	Waste management	6,691	6,966	9,921	7,902	7,051	8,180	7,191	7,659	6,540	3,141	7,022	5,703	83,968	88,671	93,459
	<i>Other</i>													15,545	16,415	17,302
	<b>Total Expenditure - Standard</b>	113,688	134,408	166,168	131,651	140,639	208,986	135,833	145,866	148,144	130,738	135,871	198,944	1,790,938	1,958,695	2,097,840
	<b>Surplus/(Deficit) before assoc.</b>	26,887	(40,969)	(1,567)	(17,927)	(2,434)	(95,899)	49,712	27,630	(2,870)	12,132	59,371	(11,826)	2,241	2,063	2,911
	Share of surplus/(deficit) of associate															
1	<b>Surplus/(Deficit)</b>	26,887	(40,969)	(1,567)	(17,927)	(2,434)	(95,899)	49,712	27,630	(2,870)	12,132	59,371	(11,826)	2,241	2,063	2,911

NW403 City Of Matlosana - Supporting Table SA29 Budgeted monthly capital expenditure (standard classification)

R thousand	Ref	Description	Budget Year 2012/13												Medium Term Revenue and Expenditure Framework		
			July	August	Sept.	October	Nov.	Dec.	January	Feb.	March	April	May	June	Budget Year 2012/13	Budget Year +1 2013/14	Budget Year +2 2014/15
1		<b>Capital Expenditure - Standard</b>															
		<b>Governance and administration</b>															
		Executive and council	-	-	-	-	500	-	1,000	-	-	-	-	200	1,700	6,800	4,000
		Budget and treasury office												-	-	-	-
		Corporate services					500		1,000					-	-	-	-
		<b>Community and public safety</b>															
		Community and social services	306	714	450	-	-	2,016	2,880	2,566	2,508	960	36	264	1,700	6,800	4,000
		Sport and recreation	36	84				216	180	1,216	1,608	60	36	264	12,700	6,500	4,000
		Public safety	270	630	450			1,800	2,700	1,350	900	900		-	3,700	1,500	3,000
		Housing												-	9,000	-	-
		Health												-	-	5,000	1,000
		<b>Economic and environmental services</b>															
		Planning and development	2,167	5,057	310	132	10,491	13,031	11,526	12,853	6,552	3,862	1,583	3,390	70,954	101,184	89,187
		Road transport												-	-	8,500	7,500
		Environmental protection	2,167	5,057	310	132	10,491	13,031	11,526	12,853	6,552	3,862	1,583	3,390	70,954	92,684	81,687
		<b>Trading services</b>															
		Electricity	1,757	3,032	1,600	-	5,878	6,901	8,584	12,381	9,270	7,395	4,657	5,438	66,892	75,560	77,300
		Water	1,040	1,360	1,500			2,560	3,200	2,640	2,600	1,600	2,000	3,000	21,500	21,500	34,000
		Waste water management	285	665	100		3,000	1,750	3,225	5,650	2,875	2,575	2,225	1,150	23,500	28,000	14,700
		Waste management	432	1,007			2,878	2,591	2,159	4,091	3,795	3,220	432	1,288	21,892	26,060	28,600
		<b>Other</b>												-	-	-	-
		<b>Total Capital Expenditure - Standard</b>	4,230	8,803	2,360	132	16,870	21,948	23,990	27,800	18,330	12,217	6,275	9,291	152,246	190,044	174,487



NW403 City Of Matlosana - Supporting Table SA30 Budgeted monthly cash flow

MONTHLY CASH FLOWS												Medium Term Revenue and Expenditure Framework			
R thousand	July	August	Sept.	October	November	December	January	February	March	April	May	June	Budget Year 2012/13	Budget Year +1 2013/14	Budget Year +2 2014/15
<b>Cash Receipts By Source</b>															
Property rates	19,583	19,583	19,583	19,583	19,583	19,583	22,315	22,987	23,400	24,600	25,100	28,627	284,527	279,340	293,307
Property rates - penalties & collection charges															
Service charges - electricity revenue	65,000	57,000	50,000	40,263	27,000	24,000	28,000	31,000	33,300	35,000	41,000	66,657	496,220	577,935	629,949
Service charges - water revenue	9,000	11,000	15,000	17,000	19,000	23,000	25,000	23,000	21,000	15,000	13,000	13,849	204,849	228,407	248,963
Service charges - sanitation revenue	4,700	4,700	4,700	4,700	4,700	4,700	4,700	4,700	4,700	4,700	4,700	29,328	81,028	85,566	90,186
Service charges - refuse revenue	4,166	4,166	4,166	4,166	4,166	4,166	4,166	4,166	4,166	4,166	4,166	38,928	84,754	89,500	93,975
Service charges - other	5,500	6,520	7,890	2,590	8,540	6,890	5,740	5,480	3,350	2,560	5,890	7,786	68,736	72,585	76,505
Rental of facilities and equipment	1,000	1,000	1,000	1,000	1,000	1,000	1,000	1,000	1,000	1,000	1,000	1,806	12,806	13,523	14,253
Interest earned - external investments	0	160	150	-	258	100	0	350	0	0	0	982	2,000	2,112	2,226
Interest earned - outstanding debtors	4,660	4,660	4,660	4,660	4,660	4,660	4,660	4,660	4,660	4,660	4,660	4,992	56,252	59,402	62,610
Dividends received															
Fines	500	450	350	1,000	700	2,900	300	650	1,000	2,500	1,000	1,078	12,428	13,124	13,833
Licences and permits	750	850	500	300	250	190	200	780	1,200	1,500	750	1,255	8,525	9,002	9,489
Agency services															
Transfer receipts - operational	155,000			15,900	135,000	13,560	11,250	9,560	51,313	21,000	9,500		341,313	383,709	390,595
Other revenue	5,600	6,200	12,000		12,560	104,749	107,331	108,333	24,000	116,686	110,766	16,612	157,742	166,153	174,461
<b>Cash Receipts by Source</b>	<b>275,459</b>	<b>116,289</b>	<b>119,999</b>	<b>111,162</b>	<b>237,417</b>	<b>104,749</b>	<b>107,331</b>	<b>108,333</b>	<b>173,089</b>	<b>116,686</b>	<b>110,766</b>	<b>211,899</b>	<b>1,793,179</b>	<b>1,960,358</b>	<b>2,100,351</b>
<b>Other Cash Flows by Source</b>															
Transfer receipts - capital															
Contributions recognised - capital & Contributed assets															
Proceeds on disposal of PPE															
Short term loans															
Borrowing long term/refinancing															
Increase (decrease) in consumer deposits															
Decrease (increase) in non-current debtors															
Decrease (increase) other non-current receivables															
Decrease (increase) in non-current investments															
<b>Total Cash Receipts by Source</b>	<b>275,459</b>	<b>116,289</b>	<b>119,999</b>	<b>111,162</b>	<b>237,417</b>	<b>104,749</b>	<b>107,331</b>	<b>108,333</b>	<b>173,089</b>	<b>116,686</b>	<b>110,766</b>	<b>211,899</b>	<b>1,793,179</b>	<b>1,960,358</b>	<b>2,100,351</b>
<b>Cash Payments by Type</b>															
Employee related costs	19,524	21,500	23,000	26,500	32,100	34,120	35,000	36,789	37,156	45,200	41,000	53,299	405,188	432,937	462,325
Remuneration of councillors	985	1,200	1,210	1,500	1,570	1,700	1,870	1,984	1,985	1,875	1,199	2,703	19,781	21,265	23,950
Finance charges	300	299	5,437	297	287	3,418	1,590	1,256	3,659	282	373	3,690	20,889	22,059	23,250
Bulk purchases - Electricity	55,000	50,000	35,000	30,000	25,000	25,000	25,000	23,000	29,000	35,000	49,000	57,216	438,216	508,331	589,664
Bulk purchases - Water & Sewer	9,000	11,000	12,000	12,000	18,000	20,000	19,000	12,000	12,000	12,000	12,000	9,605	158,605	176,845	197,182
Other materials															
Contracted services	3,198	3,198	3,198	3,198	3,198	3,198	3,198	3,198	3,198	3,198	3,198		38,373	40,522	42,710
Transfers and grants - other municipalities															
Transfers and grants - other															
Other expenditure	18,900	21,500	24,530	26,512	28,960	30,000	32,570	29,000	41,000	45,000	55,000		398,800	421,132	443,874
<b>Cash Payments by Type</b>	<b>106,907</b>	<b>108,697</b>	<b>104,375</b>	<b>100,007</b>	<b>109,115</b>	<b>117,437</b>	<b>118,228</b>	<b>107,227</b>	<b>127,999</b>	<b>142,556</b>	<b>161,770</b>	<b>175,534</b>	<b>1,479,852</b>	<b>1,623,091</b>	<b>1,782,955</b>
<b>Other Cash Flows/Payments by Type</b>															
Capital assets															
Repayment of borrowing	92	93	12,000	25,000	18,000	2,500	3,500	25,000	22,000	10,000	5,000	29,246	152,246	190,044	143,187
Other Cash Flows/Payments				94	105	4,684	97	126	4,294	109	101	4,994	18,811	20,500	23,500
<b>Total Cash Payments by Type</b>	<b>106,999</b>	<b>108,790</b>	<b>120,398</b>	<b>125,102</b>	<b>127,220</b>	<b>124,621</b>	<b>121,825</b>	<b>132,353</b>	<b>154,292</b>	<b>152,665</b>	<b>166,871</b>	<b>209,774</b>	<b>1,650,909</b>	<b>1,833,635</b>	<b>1,949,642</b>
<b>NET INCREASE/(DECREASE) IN CASH HELD</b>	<b>168,461</b>	<b>7,499</b>	<b>(399)</b>	<b>(13,940)</b>	<b>110,197</b>	<b>(19,872)</b>	<b>(14,494)</b>	<b>(24,020)</b>	<b>18,797</b>	<b>(35,978)</b>	<b>(56,105)</b>	<b>2,124</b>	<b>142,270</b>	<b>126,723</b>	<b>150,710</b>
Cash/cash equivalents at the month/year begin:	168,461	175,960	175,561	161,621	161,621	271,819	251,947	237,453	213,432	232,229	196,251	140,146	142,270	268,994	288,994
Cash/cash equivalents at the month/year end:						271,819	237,453	213,432	232,229	196,251	140,146	142,270	142,270	268,994	419,703

NW403 City Of Matlosana - Supporting Table SA34a Capital expenditure on new assets by asset class

Description		Ref	2008/9	2009/10	2010/11	Current Year 2011/12			2012/13 Medium Term Revenue & Expenditure Framework		
R thousand		1	Audited Outcome	Audited Outcome	Audited Outcome	Original Budget	Adjusted Budget	Full Year Forecast	Budget Year 2012/13	Budget Year +1 2013/14	Budget Year +2 2014/15
Capital expenditure on new assets by Asset Class/Sub-class											
Infrastructure			145,666	26,103	101,635	168,644	116,443	58,820	137,846	168,244	158,987
Infrastructure - Road transport			23,558	4,832	16,854	65,094	51,553	20,580	70,954	92,684	81,687
Roads, Pavements & Bridges			23,558	4,832	16,854	65,094	51,553	20,580	70,954	92,684	81,687
Storm water											
Infrastructure - Electricity			20,514	11,757	9,329	60,397	34,606	15,005	21,500	21,500	34,000
Generation			2,621	11,346	9,329	60,397	34,606	15,005	21,500	21,500	34,000
Transmission & Reticulation											
Street Lighting			17,893	411	—				—	—	—
Infrastructure - Water			—	4,832	9,089	11,410	4,700	6,501	23,500	28,000	14,700
Dams & Reservoirs											
Water purification											
Reticulation				4,832	9,089	11,410	4,700	6,501	23,500	28,000	14,700
Infrastructure - Sanitation			90,596	3,588	10,657	26,673	24,893	16,520	21,892	26,060	28,600
Reticulation			90,596	3,588	10,657	26,673	24,893	16,520	21,892	26,060	28,600
Sewerage purification											
Infrastructure - Other			10,998	1,094	55,706	5,070	691	214	—	—	—
Waste Management			10,998	1,094	—	5,070	691	202			
Transportation											
Gas											
Other					55,706			12			
Community			5,069	7,162	14,588	14,909	5,914	1,805	12,700	6,500	4,000
Parks & gardens			953	158		2,564	2,564				
Sportsfields & stadia			352		3,730	2,000	1,350	750	9,000	—	—
Swimming pools						5,000	—	—			
Community halls			499		924						
Libraries			28	665	4,487	250	—	—			
Recreational facilities			2,514	972	4,178	3,000	2,000	901			
Fire, safety & emergency				2,245					—	5,000	1,000
Security and policing			559								
Buses											
Clinics											
Museums & Art Galleries			164	832	687	1,275	—	—			
Cemeteries				1,820	—	820	—	—	1,200	—	—
Social rental housing											
Other				471	582			154	2,500	1,500	3,000
Heritage assets			—	116	121	—	—	—	—	—	—
Buildings											
Other				116	121						
Investment properties			—	147	—	—	—	—	—	—	—
Housing development											
Other				147	—						
Other assets			26,922	—	34,025	22,606	11,247	3,797	1,700	15,300	11,500
General vehicles			6,012		11,733	2,465	398		1,700	—	—
Specialised vehicles			2,931	—	2,580	14,075	5,500	—	—	—	—
Plant & equipment					11,941						
Computers - hardware/equipment			4,216			1,662	1,671	981			
Furniture and other office equipment					896	602	270				
Abattoirs											
Markets			4,535			918	408	1,405		2,000	
Civic Land and Buildings			2,676		6,858						
Other Buildings			566		17				—	12,300	10,500
Other Land											
Surplus Assets - (Investment or Inventory)											
Other			5,986			2,884	3,000	1,411	—	1,000	1,000
Agricultural assets			—	—	—	—	—	—	—	—	—
List sub-class											
Biological assets			—	—	—	—	—	—	—	—	—
List sub-class											
Intangibles			—	—	—	—	—	—	—	—	—
Computers - software & programming											
Other (list sub-class)											
Total Capital Expenditure on new assets	1		177,657	33,528	150,369	206,159	133,604	64,422	152,246	190,044	174,487
Specialised vehicles			2,931	—	2,580	14,075	5,500	—	—	—	—
Refuse						14,075	5,500				
Fire			2,931		2,580						
Conservancy											
Ambulances											



**ANNEXURE "C"**

# **Quarterly projections of service delivery targets and performance indicators for each vote**

**MUNICIPAL MANAGER**

**TOTAL WEIGHTING PER KEY PERFORMANCE AREA (KPA) = 100%**  
 Service Delivery & Infrastructure Development 33.33%  
 Municipal Institutional Development and Transformation 13.33%  
 Good Governance and Public Participation 23.33%  
 Municipal Financial Viability & Management 23.33%  
 Local Economic Development 6.66%

**IDP PROJECTS**

Item Nr	Key Performance Area (KPA)	Weighting	Objectives	Key Performance Indicators (KPI)	Annual Target	Base Line	Quarter	Quarterly Projected Target	Rating Key	Quarterly Actual Achievement	Expenditure	Reason for Deviation	Planned Remedial Action	Comments	Portfolio of Evidence
MM1	Service Delivery & Infrastructure Development	3.33%	IDP Grants spent to ensure the upgrading and maintenance of infrastructure in the KOSH	Spending IDP grants for the Directorate Civil Services and Human Settlements	Spending IDP MIG grants on the Directorate Civil Services and Human Settlements at a cost of R94,646,000 by June 2013	R 87,586,723	1 2 3 4	R 0 R 0 R 47,323,000 R 94,646,000							Tender documents, Progress reports, Vote number.
MM2	Service Delivery & Infrastructure Development	3.33%		Spending IDP grants on the Directorate Civil Services and Human Settlements - Roll-Over	Spending IDP MIG roll-over grants for the Directorate Civil Services and Human Settlements at a cost of R57,264,564 by June 2013	New project	1 2 3 4	R 14,316,141 R 28,632,282 R 42,948,423 R 57,264,564							Tender documents, Progress reports, Vote number.
MM3	Service Delivery & Infrastructure Development	3.33%		Spending IDP grants on Electrical & Mechanical Engineering	Spending IDP MIG / DME grants on Electrical & Mechanical Engineering at a cost of R16,000,000 by June 2013	R 18,371,000	1 2 3 4	R 0 R 4,000,000 R 12,000,000 R 16,000,000							Tender documents, Progress reports, Vote number.
MM4	Service Delivery & Infrastructure Development	3.33%		Spending IDP grants on Electrical & Mechanical Engineering - Roll-Over	Spending IDP MIG / DME roll-over grants for Electrical & Mechanical Engineering at a cost of R12,241,000 by June 2013	New project	1 2 3 4	R 3,060,250 R 6,120,500 R 9,180,750 R 12,241,000							Tender documents, Progress reports, Vote number.
MM5	Service Delivery & Infrastructure Development	3.33%		Spending IDP grants on Municipal and Environmental Services	Spending IDP MIG grants on Municipal and Environmental Services at a cost of R10,200,000 by June 2013	New project	1 2 3 4	R 0 R 3,400,000 R 6,800,000 R 10,200,000							Tender documents, Progress reports, Vote number.
MM6	Service Delivery & Infrastructure Development	3.33%		Spending IDP grants on Economic Growth - Roll-Over	Spending IDP MIG / DME roll-over grants for Economic Growth at a cost of R1,000,000 by June 2013	R 1,000,000	1 2 3 4	R 0 R 0 R 500,000 R 1,000,000							Tender documents, Progress reports, Vote number.



MM7	Service Delivery & Infrastructure Development	3.33%	IDP Council Funded spent to ensure the upgrading and maintenance of infrastructure in the KOSH	Spending IDP council funds on the Directorate Civil Services and Human Settlements	Spending IDP council funds on the Directorate Civil Services and Human Settlements at a cost of R21,500,000 by June 2013	R 15,566,873	1 2 3 4	R 0 R 0 R 10,750,000 R 21,500,000								Tender documents. Progress reports. Vote number.
MM8	Service Delivery & Infrastructure Development	3.33%		Spending IDP council funds on Sanitation - Roll-Over	Spending IDP council roll-over funds on Sanitation at a cost of R12,792,306 by March 2013	New project	1 2 3 4	R 4,264,102 R 8,528,204 R 12,792,306 -								Tender documents. Progress reports. Vote number.
MM9	Service Delivery & Infrastructure Development	3.33%		Spending IDP council funds on Electrical & Mechanical Engineering	Spending IDP council funds on Electrical & Mechanical Engineering (Fleet) at a cost of R4,700,000 by March 2013	New project	1 2 3 4	R 4,264,102 R 8,528,204 R 12,792,306 -								Tender documents. Progress reports. Vote number.
MM10	Service Delivery & Infrastructure Development	3.33%	IDP Council Funded spent to ensure the upgrading and maintenance of infrastructure in the KOSH	Spending IDP council funds on Directorate Municipal and Environmental Services	Spending IDP council funds on the Directorate Municipal and Environmental Services at a cost of R2,500,000 by June 2013	R 7,566,708	1 2 3 4	R 0 R 0 R 1,250,000 R 2,500,000								Tender documents. Progress reports. Vote number.
OPERATIONAL																
Item Nr	Key Performance Area (KPA)	Weighting	Objectives	Key Performance Indicators (KPI)	Annual Target	Base Line	Quarter	Quarterly Projected Target	Rating Key	Quarterly Actual Achievement	Expenditure	Reason for Deviation	Planned Remedial Action	Comments	Portfolio of Evidence	
MM11	Municipal Institutional Development and Transformation	3.34%	To develop and implement a 5 year strategic plan for Council to ensure effective direction	5 Year strategic plan for Council developed and implemented	Developing and implementing a 5 year strategic plan for Council at a cost of R300,000 by March 2013	Outdated strategic plan	1 2 3 4	Appointment of facilitator Strategic plan developed Council approval - Phase 1 Implemented Implementation completed							MM Resolution Strategic document Municipal Score Card Proof of payment	

MM12	Municipal Institutional Development and Transformation	3.34%	To improve the Supply Chain Management process	Supply Chain Management process improved	Improving the Supply Chain Management process by reducing the turn-around time from 6 months to 3 months by June 2013	New project	1 2 3 4	3 months 3 months 3 months 3 months									Tenders. Advertisements. Data base. Evaluation & Adjudication committee minutes.
MM13	Municipal Institutional Development and Transformation	3.34%	To conducted quarterly reviews to comply with legislation	Conducting 4 quarterly reviews with section 56 employees by June 2013	Conducting 4 quarterly reviews with section 56 employees by June 2013	Legislatively	1 2 3 4	7 Interviews conducted 7 Interviews conducted 7 Interviews conducted 7 Interviews conducted									Assessments. Report to Council.
MM14	Municipal Institutional Development and Transformation	3.34%	To sign the Performance Agreements to comply with legislation	2013/14 Performance Agreements with section 56 employees signed	Signing 2013/14 performance agreements with section 56 employees by June 2013	Signed 2012/13 Performance Agreements	1 2 3 4	- - - 2013/14 Performance Agreements signed									Signed Agreements EM Resolution
MM15	Good Governance and Public Participation	3.34%	To approve the Annual Performance Report to comply with section 46 of the MSA	2011/12 Annual Performance Report approved by Municipal Manager	Approving an 2011/12 Annual Performance Report by Municipal Manager by August 2012	Approved 2010/11 Annual Performance Report	1 2 3 4	2011/12 Annual Performance Report approved - - -									MM Resolution



MM16	Good Governance and Public Participation	3.34%	To table the Annual Report to comply with section 121 of MFMA	2011/12 Annual Report tabled before Council	Tabling the 2011/12 Annual Report before Council by 31 January 2013	Tabled 2010/11 Annual Report	1 2 3 4	- - 2011/12 Annual Report tabled -										Council Resolution
MM17	Good Governance and Public Participation	3.34%	To approve the final IDP to comply with legislation	Final 2013/14 IDP approved by Council	Approving final 2013/14 IDP by Council by May 2013	Approved 2012/13 IDP	1 2 3 4	- - - 2013/14 IDP approved										Council Resolution
MM18	Good Governance and Public Participation	3.34%	To ensure that all budget related policies and tariffs are reviewed and updated to comply with legislation	All budget related policies and tariffs reviewed and updated	Ensuring the review and update of all budget related policies (14) and tariffs (16) by May 2013	New project	1 2 3 4	- - - Approved policies (14) and tariffs (16)										Progress reports, Attendance register, notices, agendas. Council resolution
MM19	Good Governance and Public Participation	3.34%	To conduct Audit Committee Meetings to ensure good governance	Number Audit Committee meetings held to ensure an effective discharging of responsibilities	Holding 4 Audit Committee meetings to ensure an effective discharging of responsibilities by June 2013	4 Meetings	1 2 3 4	1 1 1 1										Notice & Attendance Register
MM20	Good Governance and Public Participation	3.34%	To conduct Performance Audit Committee Meetings to ensure good governance	Number Performance Audit Committee meetings held to ensure an effective discharging of responsibilities	Holding 4 Performance Audit Committee meetings to ensure an effective discharging of responsibilities by June 2013	4 Meetings	1 2 3 4	1 1 1 1										Notice & Attendance Register

MM21	Good Governance and Public Participation	3.34%	To report on outstanding disclaimer and qualifications to ensure sound financial management	Number follow-up audit reported to review resolutions on outstanding disclaimer and qualifications on the Auditor General's report and Internal Auditor's findings	Reporting with 2 follow-up audit to review resolutions on outstanding disclaimer and qualifications on the Auditor General's report by June 2013	2 Reports	1 2 3 4	0 1 0 1									2 Follow-up Reports
MM22	Municipal Financial Viability & Management	3.33%	To control expenditure management to ensure financial sustainability	Quarterly operational expenditure as a percentage of planned expenditure	Quarterly operational expenditure as a percentage of planned expenditure (R1,790,938,000) by June 2013	Outcome 9	1 2 3 4	R444,734,500 24,07% R895,469,000 48,59% R1,340,203,500 73,41% R1,790,938,000 100%								Printout from Main Ledger Account	
MM23	Municipal Financial Viability & Management	3.33%	To control expenditure management to ensure financial sustainability	Quarterly capital expenditure as a % of planned capital expenditure	Quarterly capital expenditure as a % of planned capital expenditure (R152,172,000) by June 2013	R202,555 million	1 2 3 4	R38,834,294 25,52% R66,331,775 43,59% R83,633,731 54,96% R152,172,000 100%								Printout from Main Ledger Account	
MM24	Municipal Financial Viability & Management	3.33%	To control expenditure management to ensure financial sustainability	% of operational budget spent on repairs and maintenance	4% of operational budget spent on repairs and maintenance at a cost of R74,536,000 by June 2013	Outcome 9	1 2 3 4	R18,634,000 25% R37,268,000 50% R55,902,000 75% R74,536,000 100%								Printout from Main Ledger Account	
MM25	Municipal Financial Viability & Management	3.33%	To submit the 2011/12 Financial Statements on time to comply with legislation	2011/12 financial statements submitted to the Auditor-General	Submitting the 2011/12 financial statements to the Auditor-General by 31 August 2012	Submitted Statements	1 2 3 4	2011/12 Financial Statements submitted - - -								Time Table	



MM26	Municipal Financial Viability & Management	3.33%	To approve the budget in order to comply with legislation	2013/14 Budget planning process time table tabled	Tabling the 2013/14 budget planning process time table by 31 August 2012	Tabled Time Table	1 2 3 4	2013/14 Budget Process Plan tabled										Council Resolution
MM27	Municipal Financial Viability & Management	3.33%	To approve the budget in order to comply with legislation	Final 2013/14 budget approved	Approving the final 2013/14 budget by 31 May 2013	Approved Budget	1 2 3 4	- - - 2013/14 Budget approved										Council Resolution
MM28	Municipal Financial Viability & Management	3.33%	To approve the Adjustment Budget to comply with legislation	2012/13 adjustment budget approved	Approving the 2012/13 adjustment budget by 28 February 2013	Approved Adjustment Budget	1 2 3 4	- - 2012/13 Adjustment Budget approved										Council Resolution
MM29	Local Economic Development	3.33%	Jobs created (National Key Performance Indicator)	Number of permanent and jobs exceeding 3 months jobs created	Creating 1,200 permanent and jobs exceeding 3 months through the Municipality's local economic development initiatives including capital projects by June 2013	Jobs	1 2 3 4	300 300 300 300										Register
MM30	Local Economic Development	3.33%	To revise the LED strategy to comply with legislation	LED Strategy revised	Revising the LED Strategy by March 2013	Approved strategy	1 2 3 4	Public participation Councillor workshops Approved strategy										Notices Attendance Registers Report & Council Resolution Revised strategy
30 100.00%																		

## DIRECTOR STRATEGIC PLANNING, MONITORING AND CONTROL

**TOTAL WEIGHTING PER KEY PERFORMANCE AREA (KPA) = 100%**  
 Municipal Institutional Development and Tra 41.00%  
 Municipal Financial Viability & Management 4.48%  
 Good Governance and Public Participation 54.52%

Vote No.	Item Nr. (Section)	Key Performance Area (KPA)	Weighting	Objectives	Key Performance Indicators (KPI)	Annual Target	Base Line	Quarter	Quarterly Projected Target	Rating Key	Quarterly Actual Achievement	Expenditure	Reason for Deviation	Planned Remedial Action	Comments	Portfolio of Evidence
2030301050608	PMS1	Municipal Institutional Development and Transformation	4.56%	To develop and implement a 5 year strategic plan for Council to ensure effective direction	5 Year strategic plan for Council developed and implemented	Developing and implementing a 5 year strategic plan for Council at a cost of R300,000 by March 2013	Outdated strategic plan	1	Appointment of facilitator							MM Resolution Strategic document
								2	Strategic plan developed							Municipal Score Card
								3	Council approval - Phase 1							Proof of payment
								4	Implementation completed							
N/A	PMS2	Municipal Institutional Development and Transformation	4.56%	To approve the draft SDBIP to comply with legislation	Draft 2013/14 SDBIP approved by Council	Approving draft 2013/14 SDBIP by Council by May 2013	Approved draft 2012/13 SDBIP	1	-							Council Resolution
								2	-							
								3	-							
								4	Draft 2013/14 SDBIP approved							
N/A	PMS3	Municipal Institutional Development and Transformation	4.56%	To approve the final SDBIP to ensure compliance with legislation	Final 2013/14 SDBIP approved by Executive Mayor	Approving final 2013/14 SDBIP by Executive Mayor (28 days after approval of budget) by June 2013	Approved 2012/13 SDBIP	1	-							Council Resolution
								2	-							
								3	-							
								4	2013/14 SDBIP approved							
N/A	PMS4	Municipal Institutional Development and Transformation	4.56%	To sign the Performance Agreements to comply with legislation	2013/14 Performance Agreements with section 57 employees signed	Signing 2013/14 performance agreements with section 57 employees by June 2013	Signed 2012/13 Performance Agreements	1	-							Signed Agreements MM Resolution
								2	-							
								3	-							
								4	2013/14 Performance Agreements signed							
N/A	PMS5	Municipal Institutional Development and Transformation	4.56%	To approve the Annual Performance Report to comply with section 46 of the MSA	2011/12 Annual Performance Report approved by Municipal Manager	Approving an 2011/12 Annual Performance Report by Municipal Manager by August 2012	Approved 2010/11 Annual Performance Report	1	2011/12 Annual Performance Report approved							MM Resolution
								2	-							
								3	-							
								4	-							



N/A	PMS6	Municipal Institutional Development and Transformation	4.56%	To approve the Mid-Year Assessment Report to comply with section 72 of the MFMA	2012/13 Mid-Year Assessment Report approved by the Executive Mayor	Approving the 2012/13 Mid-Year Assessment Report by the Executive Mayor by 25 January 2012	Approved 2011/12 Mid-Year Assessment Report	1 - 2 - 3 Assessment Report approved 4 -											Council Resolution
N/A	PMS7	Municipal Institutional Development and Transformation	4.56%	To table the Annual Report to comply with section 121 of MFMA	2011/12 Annual Report tabled before Council	Tabling the 2011/12 Annual Report before Council by 31 January 2013	Tabled 2010/11 Annual Report	1 - 2 - 3 2011/12 Annual Report tabled 4 -											Council Resolution
N/A	IDP1	Good Governance and Public Participation	4.54%	To approve the draft IDP to comply with legislation	Draft 2013/14 IDP approved by Council	Approving draft 2013/14 IDP by Council by March 2013	Approved Draft 2012/13 IDP	1 - 2 - 3 Draft 2013/14 IDP approved 4 -											Council Resolution
N/A	IDP2	Good Governance and Public Participation	4.54%	To approve the final IDP to comply with legislation	Final 2013/14 IDP approved by Council	Approving final 2013/14 IDP by Council by May 2013	Approved 2012/13 IDP	1 - 2 - 3 - 4 2013/14 IDP approved											Council Resolution
N/A	IDP3	Good Governance and Public Participation	4.54%	To table the IDP Process Plan to indicate key deadlines	2013/14 IDP process plan tabled before Council	Tabling of 2013/14 IDP process plan before Council by August 2012	Tabled 2012/13 IDP Plan	1 Process Plan tabled 2 - 3 - 4 -											Council Resolution
N/A	IDP4	Good Governance and Public Participation	4.54%	To enhance public participation to comply with legislation	Number Rep Forum meetings conducted	Conducting 3 Rep Forum meetings by June 2013	3 Meetings	1 0 2 1 3 1 4 1											Notice & Attendance Register
N/A	IDP5	Good Governance and Public Participation	4.54%		Number community consultations meetings conducted	Conducting 3 community consultations meetings by June 2013	3 Meetings	1 1 2 0 3 1 4 1											Notice & Attendance Register

N/A	IA1	Good Governance and Public Participation	4.54%	To conduct Audit Committee Meetings to ensure good governance	Number Audit Committee meetings held to ensure an effective discharging of responsibilities	Holding 4 Audit Committee meetings to ensure an effective discharging of responsibilities by June 2013	4 Meetings	1	1								Notice & Attendance Register
				2	1												
				3	1												
				4	1												
N/A	IA2	Good Governance and Public Participation	4.54%	To conduct Performance Audit Committee Meetings to ensure good governance	Number Performance Audit Committee meetings held to ensure an effective discharging of responsibilities	Holding 4 Performance Audit Committee meetings to ensure an effective discharging of responsibilities by June 2013	4 Meetings	1	1								Notice & Attendance Register
				2	1												
				3	1												
				4	1												
N/A	IA3	Good Governance and Public Participation	4.54%	To issue Performance Information Audit Reports to ensure compliance with legislation	Number performance information audit reports issued to assess the efficiency and effectiveness of performance achieved	Issuing 4 Performance information audit reports to assess the efficiency and effectiveness of performance achieved by Council by June 2013	4 Reports	1	4th Quarter report of 2011/12 performance information								Quarterly Reports
				2	1st Quarter report of 2012/13 performance information												
				3	2nd Quarter report of 2012/13 performance information												
				4	3rd Quarter report of 2012/13 performance information												
N/A	IA4	Municipal Financial Viability & Management	4.48%	To report on outstanding disclaimer and qualifications to ensure sound financial management	Number follow-up audit reported to review resolutions on outstanding disclaimer and qualifications on the Auditor General's report and Internal Auditor's findings	Reporting with 2 follow-up audit to review resolutions on outstanding disclaimer and qualifications on the Auditor General's report by June 2013	2 Reports	1	0								2 Follow-up Reports
				2	1												
				3	0												
				4	1												



IA5	N/A	4.54%	To issue activity reports to ensure good governance	Number activity reports issued to the Audit Committee and Accounting Officer on the progress of rolling out the audit plans	Issuing 4 activity reports to the Audit Committee and Accounting Officer on the progress of rolling out the audit plans by June 2013	4 Reports	1 2 3 4	1								4 Activity Reports
IA6	N/A	4.54%	To adopt the Internal Audit Charter to comply with legislation	Reviewed IA Charter adopted in accordance with IIA standards	Adopting the reviewed IA Charter (2013/14) in accordance with IIA standards by June 2013	Reviewed Audit Charter 2012/13	1 2 3 4	- - - Reviewed 2013/14 Audit Charter								Reviewed 2013/14 Internal Audit Charter
IA7	N/A	4.54%	To facilitate the Risk Assessment workshop to ensure good governance and to comply with legislation	2013/14 Risk Assessment workshop facilitated on emerging risks	Facilitating the 2013/14 Risk Assessment workshop with Council departments on emerging risks by June 2013	2 Workshop	1 2 3 4	- - - 2013/14 Risk Assessment Workshop facilitated								Programme Notice & Attendance Register Updated Risk Register Report to Risk Management Committee
IA8	N/A	4.54%	To submit a Risk Based Audit Plan to ensure	3-Year Risk Based Audit Plan submitted to the Audit Committee for approval	Submitting a 3-Year Risk Based Audit Plan 2013/14 to the Audit Committee for approval by June 2013	Existing plan	1 2 3 4	- - - Approved 3-Year Risk Based Audit Plan 2013/14								Risk Based Audit Plan approved by Audit Committee
IA9	N/A	4.56%	To continue with Professional Development to enhance knowledge, skills and other competencies of Internal Audit staff	2013/14 Continuous Development Program for approval by Director Strategic Planning, Monitoring and Control	Develop the 2013/14 Continuous Development Program for approval by Director Strategic Planning, Monitoring and Control by June 2013	Existing programme	1 2 3 4	- - - Approved 2013/14 Continuous Development Program								Continuing Professional Development program
IA10	N/A	4.56%	To conduct quality assurance improvement programme to comply with legislative requirements	Peer-to-peer quality assurance and improvement programme performed	Performing a peer-to-peer quality assurance and improvement programme by March 2013	New project	1 2 3 4	- - Assessment Report -								Assessment report
		22	100.00%													

## DIRECTORATE CIVIL SERVICES AND HUMAN SETTLEMENTS

**TOTAL WEIGHTING PER KEY PERFORMANCE AREA (KPA) =**  
Service Delivery & Infrastructure Development 100%

## IDP PROJECTS

Vote No.	Item Nr. (Section)	Key Performance Area (KPA)	Weighting	Objectives	Key Performance Indicators (KPI)	Annual Target	Base Line	Quarter	Quarterly Projected Target	Rating Key	Quarterly Actual Achievement	Expenditure	Reason for Deviation	Planned Remedial Action	Comments	Portfolio of Evidence
203525 401 3605	ROA1	Service Delivery & Infrastructure Development	1.785%	To provide main storm water drainage to ensure new infrastructure and better service delivery	Km main storm water drainage constructed in Jouberton (Phase 3) from Tshepong Hospital to Schoonspruit river	Constructing a 2 km main storm water drainage in Jouberton (Phase 3) from Tshepong Hospital to Schoonspruit river at a cost of R3,000,000 by December 2012	2.5 Km	1	1 km open storm water channel							Priority roads / wards.
								2	1 km open storm water channel - Project completed						Appointment letter.	
								3	-						Certificates.	
								4	-						Physical road paved.	
															Proof of payment.	
	ROA2	Service Delivery & Infrastructure Development	1.785%	To provide main storm water drainage to ensure new infrastructure and better service delivery	Km main storm water drainage (sub surface) constructed in Jouberton (Phase 4)	Constructing a 2 km main storm water drainage (sub surface) in Jouberton (Phase 4) at a cost of R6,000,000 by June 2013	2 Km	1	Planning, Design & SCM Process							Priority roads / wards.
								2	Appointment of contractor & Construction (0. km)						Appointment letter.	
								3	1 km open storm water						Certificates.	
								4	1 km open storm water channel						Physical road paved.	
															Proof of payment.	
203525 401 4531	ROA3	Service Delivery & Infrastructure Development	1.785%	To pave taxi routes and upgrade storm water drainage systems to ensure a better accessibility to the community	Km taxi routes paved and storm water drainage system upgraded as per program in Jouberton (Phase 4B)	Paving of 5.1 km taxi routes and upgrading of storm water drainage system as per program in Jouberton (Phase 4B) at a cost of R6,800,000 by March 2013	Roll-Over	1	Construction (0.6 km)							Priority roads / wards.
								2	2.5 km Road paved						Appointment letter.	
								3	5.1 Km Road paved - project completed						Certificates.	
								4	-						Physical road paved.	
															Proof of payment.	



ROA4	203525 401 4507	Service Delivery & Infrastructure Development	1.785%	To pave taxi routes and upgrade storm water drainage systems to ensure a better accessibility to the community	Km taxi routes paved and storm water drainage system upgraded as per program in Jouberton (Phase 5)	Paving of 5.1 km taxi routes and upgrading of storm water drainage system as per program in Jouberton (Phase 5) at a cost of R5,500,000 by June 2013	Phase 4 completed - 5,97 km	1	SCM Process								Priority roads / wards. Appointment letter. Certificates. Physical road paved. Proof of payment. Vote number.
								2	Appointment of contractor & Construction (1.5 km)								
								3	3 km Road paved								
								4	5.1 Km Road paved - project completed								
ROA5		Service Delivery & Infrastructure Development	1.785%	To pave taxi routes and upgrade storm water drainage systems to ensure a better accessibility to the community	Km taxi routes paved and storm water drainage system upgraded as per program in Jouberton (Phase 6)	Paving of 5.5 km taxi routes and upgrading of storm water drainage system as per program in Jouberton (Phase 6) at a cost of R13,000,000 by June 2013	Phase 4 completed - 5,97 km	1	Planning, Design & SCM Process								Priority roads / wards. Appointment letter. Certificates. Physical road paved. Proof of payment. Vote number.
								2	Appointment of contractor & Construction								
								3	3 km Road paved								
								4	2.5 Km Road paved - project completed								
ROA6	203525 401 4510	Service Delivery & Infrastructure Development	1.785%	To pave taxi routes and upgrade storm water drainage systems to ensure a better accessibility to the community	Km taxi routes paved and storm water drainage system upgraded as per program in Tigane (Phase 5)	Paving of 3.2 km taxi routes and upgrading of storm water drainage system as per program in Tigane (Phase 5) at a cost of R4,000,000 by June 2013	Phase 4 nearly completed - 2,3 km	1	SCM Process								Priority roads / wards. Appointment letter. Certificates. Physical road paved. Proof of payment. Vote number.
								2	Appointment of contractor & Construction (0.5 km)								
								3	2 km Road paved								
								4	3.2 Km Road paved - project completed								
ROA7		Service Delivery & Infrastructure Development	1.785%	To pave taxi routes and upgrade storm water drainage systems to ensure a better accessibility to the community	Km taxi routes paved and storm water drainage system upgraded as per program in Tigane (Phase 6)	Paving of 3.5 km taxi routes and upgrading of storm water drainage system as per program in Tigane (Phase 6) at a cost of R7,200,000 by June 2013	Phase 4 completed - 2,3 km	1	Planning, Design & SCM Process								Priority roads / wards. Appointment letter. Certificates. Physical road paved. Proof of payment. Vote number.
								2	Appointment of contractor & Construction								
								3	1.5 km Road paved								
								4	2 Km Road paved - project completed								

	ROA8	Service Delivery & Infrastructure Development	1.785%	To construct stone pitching and lining of storm water drainage to ensure the speedy flow of water during raining seasons	Km stone pitching constructed and km of storm water drainage lined in Khuma (Phase 2)	Constructing 1.5 km stone pitching and lining 1.5 km of storm water drainage in Khuma (Phase 2) at a cost of R3,757,000 by June 2013	3 Km	1 Planning, Design & SCM Process	2 Appointment of contractor & Construction	3 0.75 km open storm water	4 0.75 km open storm water channel - Project completed						Priority roads / wards. Appointment letter. Certificates. Physical road paved. Proof of payment. Vote number.
203525 401 4509	ROA9	Service Delivery & Infrastructure Development	1.785%	To pave taxi routes and upgrade storm water drainage systems to ensure a better accessibility to the community	Km taxi routes paved and storm water drainage system upgraded as per program in Khuma (Phase 5)	Paving of 3.4 km taxi routes and upgrading of storm water drainage systems per program in Khuma (Phase 5) at a cost of R4,000,000 by June 2013	Phase 4 completed - 3.675 km	1 SCM Process	2 Appointment of contractor & Construction (0.7 km)	3 2 km Road paved	4 3.4 Km Road paved - project completed						Priority roads / wards. Appointment letter. Certificates. Physical road paved. Proof of payment. Vote number.
	ROA10	Service Delivery & Infrastructure Development	1.785%	To pave taxi routes and upgrade storm water drainage systems to ensure a better accessibility to the community	Km taxi routes paved and storm water drainage system upgraded as per program in Khuma (Phase 6)	Paving of 3.5 km taxi routes and upgrading of storm water drainage systems per program in Khuma (Phase 6) at a cost of R7,200,000 by June 2013	Phase 4 completed - 3.675 km	1 Planning, Design & SCM Process	2 Appointment of contractor & Construction (1.5 km)	3 1.5 km Road paved	4 2 Km Road paved - project completed						Priority roads / wards. Appointment letter. Certificates. Physical road paved. Proof of payment. Vote number.



203525 401 4530	ROA11	Service Delivery & Infrastructure Development	1.785%	To pave taxi routes and upgrade storm water drainage systems to ensure a better accessibility to the community	Km taxi routes paved and storm water drainage system upgraded as per program in Alabama (Phase 4)	Paving of 2.6 km taxi routes and upgrading of storm water drainage system as per program in Alabama (Phase 4) at a cost of R4,000,000 by June 2013	Phase 3 completed	1	SCM Process								Priority roads / wards. Appointment letter. Certificates. Physical road paved. Proof of payment. Vote number.
								2	Appointment of contractor & Construction (0.6 km)								
								3	1.5 km Road paved								
								4	2.6 Km Road paved - project completed								
	ROA12	Service Delivery & Infrastructure Development	1.785%	To pave taxi routes and upgrade storm water drainage systems to ensure a better accessibility to the community	Km taxi routes paved and storm water drainage system upgraded as per program in Alabama (Phase 5)	Paving of 3.5 km taxi routes and upgrading of storm water drainage system as per program in Alabama (Phase 5) at a cost of R7,200,000 by June 2013	Phase 3 completed	1	Planning, Design & SCM Process								Priority roads / wards. Appointment letter. Certificates. Physical road paved. Proof of payment. Vote number.
								2	Appointment of contractor & Construction (1.5 km)								
								3	1.5 km Road paved								
								4	2 Km Road paved - project completed								
	ROA13	Service Delivery & Infrastructure Development	1.785%	To construct stone pitching and lining of storm water drainage to ensure the speedy flow of water during raining seasons	Km stone pitching constructed and km of storm water drainage lined in Kanana (Phase 2)	Constructing 1.5 km stone pitching and lining 1.5 km of storm water drainage in Kanana (Phase 1) at a cost of R5,000,000 by June 2013	New project	1	Planning, Design & SCM Process								Priority roads / wards. Appointment letter. Certificates. Physical road paved. Proof of payment. Vote number.
								2	Appointment of contractor & Construction								
								3	0.75 km open storm water channel								
								4	0.75 km open storm water channel - Project completed								
203525 401 4537	ROA14	Service Delivery & Infrastructure Development	1.785%	To pave taxi routes and upgrade storm water drainage systems to ensure a better accessibility to the community	Km taxi routes paved and storm water drainage system upgraded as per program in Kanana (Lenong Road)	Paving of 1.55 km and 1.4km rehabilitation of taxi routes and upgrading of storm water drainage system in Kanana (Lenong Road)(Phase 2B) at a cost of R2,957,973 by March 2013	Rolled-Over from 2010/11 Financial Year	1	SCM Process								Priority roads / wards. Appointment letter. Certificates. Physical road paved. Proof of payment. Vote number.
								2	Appointment of contractor								
								3	1.55 Km Road paved and 1.4 km rehabilitation - project completed								
								4									

203525 4014508	ROA15	Service Delivery & Infrastructure Development	1.785%	To pave taxi routes and upgrade storm water drainage systems to ensure a better accessibility to the community	Km taxi routes paved and storm water drainage system upgraded as per program in Kanana (Phase 5)	Paving of 3,249 km taxi routes and upgrading of storm water drainage system as per program in Kanana (Phase 5) at a cost of R4,000,000 by June 2013	Phase 4 completed -3,431 km	1	SCM Process							Priority roads / wards. Appointment letter. Certificates. Physical road paved. Proof of payment. Vote number.
								2	Appointment of contractor & Construction (0.6 km)							
								3	1.8 km Road paved							
								4	3,249 Km Road paved - project completed							
ROA16		Service Delivery & Infrastructure Development	1.785%	To pave taxi routes and upgrade storm water drainage systems to ensure a better accessibility to the community	Km taxi routes paved and storm water drainage system upgraded as per program in Kanana (Phase 6)	Paving of 3.5 km taxi routes and upgrading of storm water drainage system as per program in Kanana (Phase 6) at a cost of R7,200,000 by June 2013	Phase 4 completed -3,431 km	1	Planning, Design & SCM Process							Priority roads / wards. Appointment letter. Certificates. Physical road paved. Proof of payment. Vote number.
								2	Appointment of contractor & Construction (1.5 km)							
								3	1.5 km Road paved							
								4	2 Km Road paved - project completed							
ROA17		Service Delivery & Infrastructure Development	1.785%	To rehabilitate old landfill sites to ensure a safer environment	Old landfill sites rehabilitated	Rehabilitating of old landfill sites at Stilfontein, Klerksdorp and Orkney at a cost of R14,196,668 by June 2013	Investigations completed by professional service providers	1	SCM Process & Appointment of contractor							Priority roads / wards. Appointment letter. Certificates. Physical road paved. Proof of payment.
								2	Klerksdorp rehabilitated							
								3	Stilfontein rehabilitated							
								4	Orkney rehabilitated							
WAT1		Service Delivery & Infrastructure Development	1.785%	To improve bulk water supply in Khuma to ensure a basic water service	Bulk water supply improved with a new 10 Ml reservoir for Khuma proper	Improving bulk water supply with a new 10 Ml reservoir for Khuma proper at a cost of R7,500,000 and R4,000,000 (counter funding) by June 2013	New project	1	Construction 2,5 m height							Appointment letter. Payment certificates. Certificate of practical completion. Proof of payment. Vote number.
								2	Construction 2,5 m height							
								3	Construction 2,5 m height							
								4	Construction 2,5 m height - 10 Ml reservoir completed							



WAT2	204015 401 3019	Service Delivery & Infrastructure Development	1.785%	To supply water to rural schools and clinics to improve service delivery in rural settlements	Water supplied to 4 rural schools and 2 clinics as per program in the KOSH area in the KOSH area	Supplying water to 4 rural schools and 2 clinics as per program in the KOSH area at a cost of R2,000,000 by June 2013	New project				1	SCM Process							Appointment letter. Payment certificates. Certificates of practical completion.
											2	Construction stage							
											3	Drilling of bore holes							
											4	Project completed							
WAT3	204015 401 3019	Service Delivery & Infrastructure Development	1.785%	To increase capacity of the zinc tank in Tigane ext 4 to meet water demand	M <sup>3</sup> capacity increased of the current zinc tank in Tigane ext 4	Increasing the capacity of the current 0.25 M <sup>3</sup> zinc tank in Tigane ext 4 to a 0.5 M <sup>3</sup> zinc tank at a cost of R1,440,960 by December 2012	0.25 M <sup>3</sup> zinc tank				1	Construction stage							Recommendation & Appointment letter. Zinc tank. Proof of payment
											2	0.5 M <sup>3</sup> zinc tank completed							
											3	-							
											4	-							
WAT4	204015 601 3004	Service Delivery & Infrastructure Development	1.785%	To improve bulk water supply in Khuma (Phase 2) to ensure a basic water service	Bulk water supply improved with a water pressure tower (± 10.8m) (Phase 2) for Khuma proper	Supplying bulk water pressure tower (± 10.8m) to Khuma at a cost of R144,324 by September 2012	Phase 1 completed				1	Bulk water pressure tower (± 10.8m) completed							Invoices. Pictures. Pressure tower. Proof of payment
											2	-							
											3	-							
											4	-							
WAT5	204015 401 3023	Service Delivery & Infrastructure Development	1.785%	To improve bulk water supply in Khuma (Phase 2B) to ensure a basic water service	Bulk water supply improved with a water pressure tower (± 10.8m) (Phase 2B) for Khuma proper	Supplying bulk water pressure tower (± 10.8m) to Khuma at a cost of R3,962,121 by September 2012	Phase 1 completed				1	Bulk water pressure tower (± 10.8m) completed							Invoices. Pictures. Pressure tower. Proof of payment
											2	-							
											3	-							
											4	-							

WAT6	Service Delivery & Infrastructure Development	1.785%	To supply water from Dawkinsville reservoir to Goudkopple (N12) to improve the basic water service	Supplying water from Dawkinsville reservoir and the installing bulk line services (± 4.5 km) to Goudkopple (N12 East areas)(Phase 2) of R4,000,000 by June 2013	Phase 1 completed	1	SCM Process										Tender document.
						2	Construction - 2 km pipes laid										Appointment of contractors.
						3	Construction - 2 km pipes laid										Invoices.
						4	Construction - 0.5 km pipes laid - Project completed										Physical construction 4.5 km pipes laid
WAT7	Service Delivery & Infrastructure Development	1.785%	To improve water quality for the community	Chlorine station refurbished	Old existing equipment	1	SCM Process										Tender document
						2	Ou Dorp, Jouberton and Orkney reservoir chlorine stations refurbished										Appointment letter.
						3	Dawkinsville, Murranti and Doringkruin reservoir chlorine stations refurbished										Certificates. New chlorine boosters
						4	Mines Road and Mooi street reservoir chlorine stations refurbished - Project completed										Proof of payment. Vote number.
WAT8	Service Delivery & Infrastructure Development	1.785%	To upgrade telemetry software system to ensure sustainable water flow	Telemetry software system upgraded		1	SCM Process										Resolution
						2	Telemetry software system upgraded										Appointment letter
						3	-										Certificates
						4	-										Updated telemetry system
WAT9	Service Delivery & Infrastructure Development	1.785%	To install water line at N12 areas to ensure the sufficient supply of water	Number of km Water lines at the N12 areas installed		1	SCM Process										Proof of
						2	Construction - 1 km pipes laid										Tender document.
						3	Construction - 1 km pipes laid										Appointment of contractors.
						4	Construction - 1 km pipes laid - Project completed										Invoices. Physical construction 3 km pipes laid - Vote number



207515 401 2408	SAN1	Service Delivery & Infrastructure Development	1.785%	To increase the holding capacity at the WWTP in Hartbeesfontein to ensure the effluent standards meet the requirements	Increasing the holding capacity at the Hartbeesfontein WWTP (Phase 1)	Increasing the holding capacity at the Hartbeesfontein WWTP (Phase 1) civil works to the capacity from 4Ml to 8Ml /day at a cost of R13,459,186 by September 2012	Continuation - during 2010/2011 R5,722,000 spent	1	Construction - civil works completed							Work breakdown schedule. Appointment of contractors. Invoices. Physical construction . Vote number
	SAN2	Service Delivery & Infrastructure Development	1.785%	To increase the holding capacity at the WWTP in Hartbeesfontein to ensure the effluent standards meet the requirements	Increasing the holding capacity at the Hartbeesfontein WWTP (Phase 1)	Increasing the holding capacity at the Hartbeesfontein WWTP (Phase 1) mechanical works to the capacity from 4Ml to 8Ml /day at a cost of R14,392,332 by March 2013		1	SCM Process							Work breakdown schedule. Appointment of contractors. Invoices. Physical construction . Vote number
207515 603	SAN3	Service Delivery & Infrastructure Development	1.785%		Increasing the holding capacity at the Hartbeesfontein WWTP (Phase 2)	Increasing the holding capacity at the Hartbeesfontein WWTP (Phase 2) mechanical and electrical works as per tender document (counter funding) to the capacity from 4Ml to 8Ml /day at a cost of R5,292,306 and R7,500,000 (R12,792,306) by March 2013	Roll-Over	1	SCM Process							Work breakdown schedule. Appointment of contractor. Invoices. Physical construction work
								2	Manufacture and supply mechanical equipment							
								3	Mechanical & Electrical works completed							
								4	-							
<b>CAPITAL PROJECTS</b>																
203525 403 5128	ROA18	Key Performance Area (KPA)	Weighting	Objectives	Key Performance Indicators (KPI)	Annual Target	Base Line	Quarter	Quarterly Projected Target	Rating Key	Quarterly Actual Achievement	Expenditure	Reason for Deviation	Planned Remedial Action	Comments	Portfolio of Evidence
		Service Delivery & Infrastructure Development	1.785%	To reseal roads to maintain the existing road infrastructure	Km roads resealed in the KOSH area	Resealing of 6 km roads in the KOSH as per programme at a cost of R5,700,000 by December 2012	Roll-Over	1	2 km Resealed							Priority list.
								2	6 km Resealed - Project completed							Appointment letter.
								3	-							Certificates.
								4	-							Physical road resealed.
203525 603 5114	ROA19	Service Delivery & Infrastructure Development	1.785%	To reseal roads to maintain the existing road infrastructure	Km roads resealed in the KOSH area	Resealing of 5 km roads in the KOSH at a cost of R4,115,610 by December 2012	Roll-Over	1	2 km Resealed							Priority list.
								2	5 km Resealed - Project completed							Appointment letter.
								3	-							Certificates.
								4	-							Physical road resealed. Proof of

203525 403 3026	ROA20	Service Delivery & Infrastructure Development	1.785%	To kerb streets in order to control storm water	Km of various streets kerbed in the KOSH area	Kerbing 1 km of various streets as per program in the KOSH area at a cost of R300,000 by December 2012	1 Km kerbing	1	0.5 km kerbed								Priority list.
								2	0.5 km kerbed - Project completed								Appointment letter.
								3	-								Certificates.
								4	-								Physical road kerbed.
																	Proof of payment
OPERATIONAL																	
Vote No.	Item Nr. (Section)	Key Performance Area (KPA)	Weighting	Objectives	Key Performance Indicators (KPI)	Annual Target	Base Line	Quarter	Quarterly Projected Target	Rating Key	Quarterly Actual Achievement	Expenditure	Reason for Deviation	Planned Remedial Action	Comments	Portfolio of Evidence	
N/A	ROA21	Service Delivery & Infrastructure Development	1.785%	To provide access to municipal roads	Km of new municipal roads constructed	15,979 Km of new municipal roads constructed in various areas by June 2013	15.04 Km constructed	1	3 Km							Register.	
								2	9 Km							Programme.	
								3	13 Km							Proof of payment.	
								4	15,979 Km								
N/A	WAT10	Service Delivery & Infrastructure Development	1.785%	To provide basic municipal services (National Indicator)	Number and % of households with access to basic level of water - Urban Settlements	126,968 and 100% of households with access to basic level of water by June 2013 - Urban Settlements	126.968 100%	3	129,968 100%							Water lay-out plan	
								4	129,968 100%								
N/A	WAT11	Service Delivery & Infrastructure Development	1.785%	To provide basic municipal services (National Indicator)	Number of households with access to basic level of water - Urban Settlements	Zero household backlogs without the access to basic level of water by June 2013 - Urban Settlements	0	1	0							Water lay-out plan	
								2	0								
								3	0								
								4	0								
N/A	WAT12	Service Delivery & Infrastructure Development	1.785%	To provide basic municipal services (National Indicator)	Nr. of backlogs eliminated - Urban Settlements	Backlogs eliminated as per request by June 2013 - Urban Settlements	0	1	0							Water lay-out plan	
								2	0								
								3	0								
								4	0								
N/A	WAT13	Service Delivery & Infrastructure Development	1.785%	To provide basic municipal services (National Indicator)	Nr and % of households with access to basic level of water - Rural Settlements	4,097 and 76.85% of households with access to basic level of water by June 2013 - Rural Settlements	3,892 73%	3	3,982 73%							Water lay-out plan	
								4	3,958 74.24%								
								3	4,024 75.48%								
								4	4,097 76.85%								



## 2012/13 Service Delivery and Budget Implementation Plan

SAN4	N/A	1.785%	To provide basic municipal services (National Indicator)	Nr and % of households with access to basic level of sanitation - Urban Settlements	116,399 and 100% of households with access to basic level of sanitation by June 2013 - Urban Settlements	116,250 99.10%	1 2 3 4	116,360 99.97% 116,370 99.98% 116,380 99.9% 116,399 100%					Register
SAN5	N/A	1.785%	To provide basic municipal services (National Indicator)	Nr. of household backlogs without access to basic level of sanitation - Urban Settlements	0 Household backlogs without access to basic level of sanitation by June 2013 - Urban Settlements	100	1 2 3 4	25 25 25 25					Register
SAN6	N/A	1.785%	To provide basic municipal services (National Indicator)	Nr. of backlogs eliminated - Urban Settlements	100 Backlogs eliminated by June 2013 (bucket eradication). Completion of incomplete toilets - Urban Settlements		1 2 3 4	25 25 25 25					Register
SAN7	N/A	1.785%	To provide basic municipal services (National Indicator)	Nr and % of households with access to basic level of sanitation- Rural Settlements	416 and 100% of households with access to basic level of sanitation by June 2013 - Rural Settlements	100%	1 2 3 4	416 100% 416 100%					Register
SAN8	N/A	1.785%	To provide basic municipal services (National Indicator)	Nr. of household backlogs without the access to basic level of sanitation - Rural Settlements	Zero household backlogs without the access to basic level of sanitation by June 2013 - Rural Settlements	0	1 2 3 4	0 0 0 0					Register
SAN9	N/A	1.785%	To provide basic municipal services (National Indicator)	Nr. of backlogs eliminated - Rural Settlements	Zero backlogs eliminated by June 2013 - Rural Settlements	201	1 2 3 4	0 0 0 0					Register
SAN10	N/A	1.785%	To maintain main sewer to ensure maintenance of main sewers throughout the year	Km of main sewers leaned	Cleaning 20 km of main sewers as per program in the KOSH area by June 2013	15km	1 2 3 4	5 km 5 km 5 km 5 km					Register. Programme. Proof of payment.
SAN11	N/A	1.785%	To obtain Green Drop status for improved waste water quality management	A minimum standard of 95% Green Drop status obtained	Obtaining a minimum standard of 95% Green Drop status by June 2013	90% Status	1 2 3 4	- - - Green Drop status obtained					Copy of Application. Blue Drop Status. Feedback report. BDS



TBS1	N/A	1.785%	To approve building plans to comply with legislation	Number of building plans approved	Approving 800 building plans in terms of the National Building Regulations by June 2013	700 Approved plans	1	200								Excel Data base. Actual plans. Proof of payment.
							2	200								
							3	200								
							4	200								
TBS2	N/A	1.785%		Number of building plan applications received	Receiving 600 building plan applications for residential additions by June 2013	450 Applications received	1	150								Excel Data base. Actual plans. Proof of payment.
							2	150								
							3	150								
							4	150								
TBS3	203510 110 3622	1.785%	To maintain the GIS system to enhance service delivery	GIS system maintained	Maintaining the GIS system for the KOSH area at an amount of R200,000 by June 2013	Existing system	1	Closed quotation								Closed quotations Update report Proof of payment
							2	GIS system maintained								
							3	-								
							4	-								
<b>HOUSING SERVICES</b>																
<b>VOTE: HOUSING SERVICES</b>																
<b>OPERATIONAL</b>																
Vote No.	Item Nr. (Section)	Key Performance Area (KPA)	Weighting	Objectives	Key Performance Indicators (KPI)	Annual Target	Base Line	Quarter	Quarterly Projected Target	Rating Key	Quarterly Actual Achievement	Comments	Reason for Deviation	Planned Remedial Action	Portfolio of Evidence	
202005 105 1224	HOU1	Service Delivery & Infrastructure Development	1.785%	To registered and deregistered Title Deeds to ensure secure tenure and ownership of houses	Number of Title Deeds of pre 1994 old stock houses transferred through the Deeds Office to the beneficiaries	Transferring 1,825 Title Deeds of pre 1994 old stock houses through the Deeds Office to the beneficiaries at a cost of R200,000 by June 2013	3,975 Title Deeds	1	456						Title Deeds. Expenditure vote	
								2	456							
								3	456							
								4	457							
202005 105 0909	HOU2	Service Delivery & Infrastructure Development	1.785%		De-registering of Title Deeds	De-registering of Title Deeds in Kanana and Jouberton at a cost of R200,000 by June 2013		1	Identify beneficiaries						De-registration record	
								2	Advertise in newspaper of intent						Proof of payments	
								3	Obtain court order						Venus System	
								4	De-registration process completed							
202005 105 4550	HOU3	Service Delivery & Infrastructure Development	1.785%	To promote housing consumer education	Housing consumer education for the community conducted	Conducting 2 housing consumer education sessions in the KOSH area at a cost of R150,000 by June 2013	New project	1	0						Attendance register	
								2	1							
								3	0							
								4	1							
<b>56 100.00%</b>																

## DIRECTOR ELECTRICAL AND MECHANICAL ENGINEERING

TOTAL WEIGHTING PER KEY PERFORMANCE AREA (KPA) = 100%

Service Delivery & Infrastructure Development

IDP PROJECTS											
Vote Nr	Item Nr.	Key Performance Area (KPA)	Weighting	Objectives	Key Performance Indicators (KPI)	Annual Target	Base Line	Quarter	Quarterly Projected Target	Rating Keys	Quarterly Actual Achievement
205015 401 2410	ELE1	Service Delivery & Infrastructure Development	5.88%	To install high mast lights to better service delivery	High mast lights installed in Kanana (Phase 4)	Installing 8 high mast lights in Kanana (ward 22-26)(phase 4) at a cost of R600,000 by June 2013	Phase 3 completed	1	Manufacturing of 8 high mast lights		
								2	Civil Works		
								3	8 High mast lights erected		
								4	Electrical reticulation and commissioning		
205015 401 2411	ELE2	Service Delivery & Infrastructure Development	5.88%		High mast lights installed in Jouberton Ext 24 (Phase 1)	Installing 5 high mast lights in Jouberton extension 24 (ward 12)(phase 1) at a cost of R300,000 by June 2013	To maintain the existing infrastructure	1	Manufacturing of 5 high mast lights		
								2	Civil Works		
								3	5 High mast lights erected		
								4	Electrical reticulation and commissioning		
205015 401 6018	ELE3	Service Delivery & Infrastructure Development	5.88%	To upgrade mechanical and electrical equipment at pump station to ensure the maintenance of the existing infrastructure	Number of mechanical and electrical equipment installed at pump station in Ellaton upgraded	Upgrading of 1 mechanical and electrical equipment in pump station (Volume 3) at Ellaton (ward 8 & 29) to the amount of R2,422,000 by December 2012	Volume 2 completed and 90% of Volume 3 completed	1	Manufacturing of equipment		
								2	Installation and commissioning - Project completed		
								3	-		
								4	-		
205015 401 0905	ELE4	Service Delivery & Infrastructure Development	5.88%	To electrify Jouberton Ext 24 to ensure a basic level of electricity	Number of houses in Jouberton Ext 24 (Phase 2) electrified	Electrification of 1,192 houses in Jouberton Ext 24 (ward 12)(Phase 2) at a cost of R8,719,000 by June 2013	Material purchased from 2011/2012 top-up council funds (205015 403 1207)	1	Material ordered		
								2	Construction		
								3	415 Houses electrified		
								4	777 Houses electrified - Project completed		
205015 401 0905	ELE5	Service Delivery & Infrastructure Development	5.88%	To install high mast lights to better service delivery	High mast lights installed in Kanana (Phase 5)	Installing 8 high mast lights in Kanana (ward 22-26)(phase 5) at a cost of R2,000,000 by June 2013	Phase 3 completed - running concurrently with phase 4	1	Appointment of consultant and contractor		
								2	Material ordered and civil works		
								3	8 High mast lights erected		
								4	Electrical reticulation and commissioning		

100%



ELE6	5.88%	Service Delivery & Infrastructure Development	To install high mast lights to better service delivery	High mast lights installed in Jouberton Ext 24 (Phase 2)	Installing 8 high mast lights in Jouberton extension 24 (ward 12)(phase 2) at a cost of R2,000,000 by June 2013	Phase 1 running concurrently with phase 2	1	Appointment of consultant and contractor	Appointment letters of consultant & contractor 8 High Mast Lights & Proof of Payment Close-out report from consultant Handover certificate
							2	Material ordered and civil works	
							3	8 High mast lights erected	
							4	Electrical reticulation and commissioning	
ELE7	5.88%	Service Delivery & Infrastructure Development	To install high mast lights to better service delivery	High mast lights installed in Tigane (Phase 2)	Installing 8 high mast lights in Tigane (wards 1 & 2)(phase 2) at a cost of R2,000,000 by June 2013	To maintain the existing infrastructure	1	Appointment of consultant and contractor	Appointment letters of consultant & contractor 8 High Mast Lights & Proof of Payment Close-out report from consultant Handover certificate
							2	Material ordered and civil works	
							3	8 High mast lights erected	
							4	Electrical reticulation and commissioning	
ELE8	5.88%	Service Delivery & Infrastructure Development	To install high mast lights to better service delivery	High mast lights installed in Alabama Ext 3 (Phase 1)	Installing 8 high mast lights in Alabama extension 3 (ward 4)(phase 1) at a cost of R2,000,000 by June 2013	To maintain the existing infrastructure	1	Appointment of consultant and contractor	Appointment letters of consultant & contractor 8 High Mast Lights & Proof of Payment Close-out report from consultant Handover certificate
							2	Material ordered and civil works	
							3	8 High mast lights erected	
							4	Electrical reticulation and commissioning	
ELE9	5.88%	Service Delivery & Infrastructure Development	To upgrade mechanical and electrical equipment at pump stations to ensure the maintenance of the existing infrastructure	Number of mechanical and electrical equipment at pump stations upgraded	Upgrading of 5 mechanical and electrical stations (Volume 4) at Rietkuil - Jouberton (ward 12); Linda, Lorraine and Tigane - Tigane (wards 1 & 2) and Alabama (wards 3 & 4) to the amount of R8,000,000 by June 2013	Volume 2 completed and 90% of Volume 3 completed	1	Appointment of consultant and contractor	Appointment letters of consultant & contractor 5 Upgraded Networks & Proof of Payment Close-out report from consultant Handover certificate
							2	Material ordered and civil works	
							3	Manufacturing of equipment	
							4	Installation and commissioning - Project completed	
ELE10	5.88%	Service Delivery & Infrastructure Development	To electrify Jouberton Ext 24 to ensure a basic level of electricity	Number of houses in Jouberton Ext 24 (Phase 3) electrified	Electrification of 18 houses in Jouberton Ext 24 (ward 12)(Phase 3) at a cost of R180,000 by March 2013	Phase 2 running concurrently with phase 3	1	Material ordered	8 High mast lights Proof of Payment / Expenditure Vote Close-out report from consultant
							2	Construction	
							3	18 Houses electrified - Project completed	
							4	-	

Vote No.	Item Nr.	Key Performance Area (KPA)	Weighting	Objectives	Key Performance Indicators (KPI)	Annual Target	Base Line	Quarter	Quarterly Projected Target	Rating Key	Quarterly Actual Achievement	Expenditure	Reason for Deviation	Planned Remedial Action	Comments	Portfolio of Evidence
203005 603 6303	ELE11	Service Delivery & Infrastructure Development	5.88%	To upgrade Jouberton main substation to ensure adequate supply of electricity	Jouberton main substation upgraded	Upgrading of Jouberton main substation building with a 68m <sup>2</sup> extension and additional 2 x 11 KV panels to the amount of R1,320,000 by June 2013	Existing substation building with 11 KV panels	1	Appointment of contractor							Appointment letters of contractor
								2	Material ordered and civil works							m <sup>2</sup> Building extension and 2 additional 11KV panels
								3	Manufacturing of equipment							11KV panels
								4	Installation and commissioning - Project completed							Payment & Proof of Close-out report from department
<b>CAPITAL PROJECTS</b>																
203005 603 6303	ELE12	Service Delivery & Infrastructure Development	5.88%	To purchase vehicles and plant to better service delivery	Number of vehicles and plant purchased	Purchasing of 1 truck with sound system for the Imbizo's and 2 x 1400 bakkies for Speaker's Office at a cost of R1,700,000 by March 2013	New project	1	SCM Process							Tender document
								2	Orders issued							Orders issued.
								3	1 Truck and 2 bakkies purchased - Project completed							1 Truck with sound system & 2 Bakkies
								4	-							Proof of payment.
	ELE13	Service Delivery & Infrastructure Development	5.88%	To purchase vehicles and plant to better service delivery	Number of vehicles and plant purchased	Purchasing of vehicles / trucks from Fleet Africa at a cost of R3,000,000 by December 2012	Lease Agreement with Fleet Africa	1	Finalization of lease contract							Lease Agreement
								2	Trucks purchased - Project completed							4 Vehicles
								3	-							Proof of payment.
								4	-							Vote number.
<b>OPERATIONAL</b>																
N/A	ELE14	Service Delivery & Infrastructure Development	5.88%	To provide basic municipal services to ensure access to electricity (National Indicator)	% of households with access to basic level of electricity	99.29% of households with access to basic level of electricity by June 2013 - Urban Settlement	98%	1	97%							Register
								2	98%							
								3	99%							
								4	99.29%							
N/A	ELE15	Service Delivery & Infrastructure Development	5.88%	To provide basic municipal services to ensure access to electricity (National Indicator)	Number of households with access to basic level of electricity	168,663 Households with access to basic level of electricity by June 2013 - Urban Settlement	Households 167,471	1	167,769							Register
								2	168,663							
								3	168,663							
								4	168,663							
N/A	ELE16	Service Delivery & Infrastructure Development	5.88%	To provide basic municipal services to ensure access to electricity (National Indicator)	Number of backlogs with the access to basic level of electricity	1,192 Backlogs with the access to basic level of electricity by June 2013 - Urban Settlement	Backlogs 1,412	1	298							Register
								2	894 - Project completed							
								3	-							
								4	-							
N/A	ELE17	Service Delivery & Infrastructure Development	5.88%	To provide basic municipal services to ensure access to electricity (National Indicator)	Number of backlogs with the access to basic level of electricity	1,620 Backlogs with the access to basic level of electricity by June 2013 - Rural Settlement (Jurisdiction of Eskom)	New project	1	Report to Eskom							Letter to Eskom
								2	-							
								3	-							
								4	Report to Eskom							



TOTAL WEIGHTING PER KEY PERFORMANCE AREA 100%																
Service Delivery & Infrastructure Development 82.35%																
Municipal Financial Viability & Management 11.77%																
Municipal Institutional Development and Transformation 5.88%																
IDP PROJECTS																
Vote Nr	Item Nr.	Key Performance Area (KPA)	Weighting	Objectives	Key Performance Indicators (KPI)	Annual Target	Base Line	Quarter	Quarterly Projected Target	Rating Keys	Quarterly Actual Achievement	Expenditure	Reason for Deviation	Planned Remedial Action	Comments	Portfolio of Evidence
203505 401 3604	PAR1	Service Infrastructure & Delivery	2.94%	To develop Jouberton regional cemetery to enhance service delivery	Jouberton regional cemetery infrastructure developed	Developing the infrastructure (1 abutment facility, 1 water supply and 1,6 km fencing) at Jouberton regional cemetery at a cost of R1,200,000 by March 2013	Existing cemetery	1	SCM Process							SCM Process Abutment Block 1,6 km Fence New Equipment, Register & Proof of Payment
								2	1,6 km Fencing and water supply completed							
								3	Abutment block completed - Project completed							
								4	-							
203505 603 3903	PAR2	Service Infrastructure & Delivery	2.94%	To equip an environmental education centre at Faan Meintjes to ensure capacity building in the community	Environmental educational centre at Faan Meintjes Nature Reserve (additional funding) equipped	Equipping the environmental educational centre at Faan Meintjes Nature Reserve (additional funding) at a cost of R2,500,000 by March 2013	Roll Over	1	SCM Process							New Equipment, Register & Proof of Payment
								2	Equipped centre							
								3	Project completed							
								4	-							
201515 105 2412	LIB1	Service Infrastructure & Delivery	2.94%	To address shortcomings by improve library services and maintenance	Shortcomings at various libraries addressed according to the approved project business plan	Addressing shortcomings at various libraries according to the approved project business plan at a cost of R400,000 by June 2013	New project	1	-							Reports to province. Proof of payment. Vote numbers.
								2	-							
								3	R 100,000							
								4	R 400,000							
202515 601 0302	LIB2	Service Infrastructure & Delivery	2.94%	To provide a library service in Khuma to provide educational and recreational facilities for the intellectual upliftment of the community	m² community library in Khuma Ext 8 built	Building a 681,39m² community library in Khuma Ext 8 at a cost of R1,658,556 by September 2012	Project 90% completed	1	681,39m² Library completed							Minutes & variation orders. Com100 forms with pictures. Payment certificates. Completion
								2	-							
								3	-							
								4	-							
201590 601 0302	LIB3	Service Infrastructure & Delivery	2.94%	To equip library in Tigane to provide educational and recreational facilities for the intellectual upliftment of the community	Erected community library in Tigane Extension 3 equipped	Equipping the erected 798,779m² library in Tigane Extension 3, as per requirement list, at a cost of R1,200,000 by June 2013	Roll-Over 798,779m² Library built	1	SCM Process							Requirement list & Proof of Payment
								2	Tigane library equipped as per requirement list							
								3	-							
								4	-							
202515 603 1203																

N/A	SPO1	Service Delivery & Infrastructure Development	2.94%	To upgrade Council sport facilities to maintain aging infrastructure	Kanana sport stadium upgraded	Upgrading of the Kanana sport stadium as per business plan at cost of R2,000,000 by June 2013	Existing stadiums	1	SCM Process								Program. Quotations & Invoices. Upgraded stadiums. Proof of Payment
								2	Manufacturing of equipment								
								3	Upgrading 50% completed								
								4	Kanana sport stadium upgraded								
N/A	SPO2	Service Delivery & Infrastructure Development	2.94%	To upgrade Council sport facilities to maintain aging infrastructure	Khuma sport stadium upgraded	Upgrading of the Khuma sport stadium as per business plan at cost of R3,000,000 by June 2013	Existing stadiums	1	SCM Process							Program. Quotations & Invoices. Upgraded stadium. Proof of Payment	
								2	Manufacturing of equipment								
								3	Upgrading 50% completed								
								4	Khuma sport stadium upgraded								
N/A	SPO3	Service Delivery & Infrastructure Development	2.94%	To upgrade Council sport facilities to maintain aging infrastructure	Alabama sport stadium upgraded	Upgrading of the Alabama sport stadium as per business plan at cost of R2,000,000 by June 2013	Existing stadiums	1	SCM Process							Program. Quotations & Invoices. Upgraded stadium. Proof of Payment	
								2	Manufacturing of equipment								
								3	Upgrading 50% completed								
								4	Alabama sport stadium upgraded								
N/A	SPO4	Service Delivery & Infrastructure Development	2.94%	To upgrade Council sport facilities to maintain aging infrastructure	Tigane stadium upgraded	Upgrading of the Tigane stadium as per program at cost of R2,000,000 by June 2013	Existing stadiums	1	SCM Process							Program. Quotations & Invoices. Upgraded stadium. Proof of Payment	
								2	Manufacturing of equipment								
								3	Upgrading 50% completed								
								4	Tigane sport stadium upgraded								
200505 401 1504	FIR1	Service Delivery & Infrastructure Development	2.94%	To purchase fire bush units to improve service and quality of life	Number of 4x4 bush fire units purchased	Purchasing 2 4x4 bush fire units for the KOSH area for fighting fire at a cost of R1,200,000 by December 2012	New project	1	SCM Process							SCM Process 2 4x4 Bush fire units Register & Proof of Payment	
								2	2 4x4 bush fire units purchased								
								3	-								
								4	-								
OPERATIONAL																	
Vote Nr	Item Nr.	Key Performance Area (KPA)	Weighting	Objectives	Key Performance Indicators (KPI)	Annual Target	Base Line	Quarter	Quarterly Projected Target	Rating Keys	Quarterly Actual Achievement	Expenditure	Reason for Deviation	Planned Remedial Action	Comments	Portfolio of Evidence	
2015051053306	PAR3	Service Delivery & Infrastructure Development	2.94%	To manage the airport effectively to comply with legislation	Annual airport license approved	Renewing the annual PC Pelser Airport license to obtain authority to operate an airport at a cost of R4,611 by June 2013	Approved License	1	-							Approved License	
								2	-								
								3	-								
								4	License approved								



PAR4	Service Delivery & Infrastructure Development	2.94%	To manage the airport effectively to comply with legislation	Number of inspections conducted at airport	Conducting 4 inspections at PC Pelser Airport to ensure aviation safety by June 2013	4 Inspections	1 2 3 4	1 1 1 1							Register
CLE3	Service Delivery & Infrastructure Development	2.94%	To provide basic municipal services to ensure the access thereof (National Indicator)	% of households with access to basic level of refuse removal	100% of households with access to basic level of refuse removal by June 2013	100%	1 2 3 4	100% 100% 100% 100%							Register
CLE4	Service Delivery & Infrastructure Development	2.94%	To provide basic municipal services to ensure the access thereof (National Indicator)	Number of households with access to basic level of refuse removal	108,000 Households with access to basic level of refuse removal by June 2013	107,800	1 2 3 4	107,800 107,850 107,900 108,000							Register
CLE5	Service Delivery & Infrastructure Development	2.94%	To provide basic municipal services to ensure the access thereof (National Indicator)	Number of household backlogs with the access to basic level of refuse removal	Zero household backlogs with the access to basic level of refuse removal by June 2013	0	1 2 3 4	0 0 0 0							Register
CLE6	Service Delivery & Infrastructure Development	2.94%	To appoint environmental management officials to comply with legislation and to enhance sustainable environmental development	Number of officials in the environmental management section appointed	Appointing 11 officials in the environmental management section by December 2012	Roll Over	1 2 3 4	Short listing Officials appointed - -							Advertisements Appointment letters.
LIB4	Service Delivery & Infrastructure Development	2.94%	To present awareness programmes to promote library awareness amongst adults, learners and youth	Number of awareness programmes presented at all KOSH libraries	Presenting 16 awareness programmes at schools and other venues in the KOSH area by June 2013	16 Programmes	1 2 3 4	4 4 4 4							Notices. Attendance Register. Progress report.
LIB5	Service Delivery & Infrastructure Development	2.94%		Number of awareness programmes presented at schools in the KOSH area	Presenting 60 awareness programmes at all KOSH libraries by June 2011	160 Programmes	1 2 3 4	15 15 15 15							Notices. Attendance Register. Progress report.

LIB6	202515 105	2.94%	To present awareness programmes to promote library awareness amongst adults, learners and youth	Number of library interest events presented	Presenting 8 library interest events in the KOSH area by June 2013	15 Events	1 2 3 4	2 2 2 2							Notices. Attendance Register. Progress report.
MUS1	N/A	2.94%	To provide an educational services to ensure community participation, empower unemployed youth, women and disabled persons and to capacitate learners	Number of consultation sessions convened	Convening 80 consultation sessions with formal and informal educators to create heritage awareness and disseminate educational content by June 2013	88 Sessions	1 2 3 4	20 10 30 20							Consultation proof forms
MUS2	N/A	2.94%	To provide an educational services to ensure community participation, empower unemployed youth, women and disabled persons and to capacitate learners	Number of lifelong skills development programs presented	Presenting 30 lifelong skills development programs to unemployed women, youth and physical disadvantage persons to empower them to develop entrepreneurial skills by June 2013	30 Programmes	1 2 3 4	6 8 10 6							Attendance register. Photographic evidence
MUS3	N/A	2.94%	To provide an educational services to ensure community participation, empower unemployed youth, women and disabled persons and to capacitate learners	Number of educational programs presented	Presenting 75 educational programs to learners and adults to expand their knowledge of SA history and cultural heritage in general and that of KOSH in particular by June 2013	79 Programmes	1 2 3 4	15 10 25 25							Museum / site proof form.
MUS4	N/A	2.94%	To manage heritage resources by promoting heritage awareness	Number of heritage awareness projects convened	Convening 8 heritage awareness projects to disseminate knowledge regarding heritage conservation and promote cultural heritage and national unity by June 2013	8 Projects	1 2 3 4	2 2 2 2							Photographic evidence
MUS5	N/A	2.94%	To draft a museum policy to obtain a mandate from Council to ensure sound ethical museum practices	Museum policy drafted	Drafting a museum policy to ensure sound ethical museum practices as guided by principles of the international council of museums and the SA Museum Association Code of Ethics by June 2013	New project	1 2 3 4	Legal revision Legal revision Task Team & workshops Approved policy							Register of projects



SPO5	N/A	2.94%	To ensure sound sport administration	Number of sport council meetings held	Conducting 6 sport council meetings to ensure the smooth running of sport clubs by June 2013	6 Meetings	1 2 3 4	1 2 3 4								Notices & Agendas. Attendance register.
HEA1	201015 105 0634	2.94%	To promote health status	Health awareness campaigns for Council employees conducted	Conducting 8 health awareness campaigns for Council employees at a cost of R104,800 by June 2013	8 Campaigns	1 2 3 4	1 2 3 4								Register of projects Attendance register Report
FIR2	N/A	2.94%	To adhere to Fire Codes and Regulations and comply with fire codes (SANS) and regulations	Number of fire inspections conducted	Conducting 1,000 general fire inspections according to programme in the KOSH area by June 2013	1,000 Inspections	1 2 3 4	250 250 250 250								Register
FIR3	N/A	2.94%	To promote fire safety	Number of ward sessions conducted	Conducting 12 fire prevention information sessions according to programme in identified wards by June 2013	12 Sessions	1 2 3 4	3 3 3 3								Register
LIC7	2005202280902 200202304508 / 09 / 17 / 18	2.95%	To effectively do revenue collection to ensure sound financial matters	R value income collected from driver's licenses	Collecting R8,482,344 income from driver's licenses by June 2013	R 8,026,607	1 2 3 4	R 2,120,586 R 4,241,172 R 6,361,758 R 8,482,344								NATIS Balance Register
LIC8	2005202304504-7	2.95%		R value income collected from vehicle registration and licensing / renewals	Collecting R63,463,193 income from vehicle registration and licensing / renewals by June 2013	R 51,373,926	1 2 3 4	R 15,865,798 R 31,731,597 R 47,597,395 R 63,463,193								NATIS Balance Register

2012/13 Service Delivery and Budget Implementation Plan



**DIRECTOR FINANCE**

**TOTAL WEIGHTING PER KEY PERFORMANCE AREA (KPA) = 100%**  
 Municipal Institutional Development and Transformation 8.34%  
 Good Governance and Public Participation 14.58%  
 Municipal Financial Viability & Management 77.08%

**OPERATIONAL**

Vote No.	Item Nr. (Section)	Key Performance Area (KPA)	Weighting	Objectives	Key Performance Indicators (KPI)	Annual Target	Base Line	Quarter	Quarterly Projected Target	Rating Keys	Quarterly Actual Achievement	Expenditure	Reason for Deviation	Planned Remedial Action	Comments	Portfolio of Evidence
N/A	FIN1	Municipal Financial Viability & Management	2.08%	To reduce disclaimers to obtain a clean audit report	% of Reducing the number of Disclaimers in Audit Report for the Financial year 10/11 to 100%	Reducing the number of Disclaimers in Audit Report for the Financial year 10/11 from 100% to 80% by June 2013	100%	1	-							Number of disclaimers as per 2 financial years
								2	95%							
								3	90%							
								4	80%							
N/A	FIN2	Municipal Financial Viability & Management	2.08%	To improve the Supply Chain Management process	Supply Chain Management process improved	Improving the Supply Chain Management process by reducing the turn-around time from 6 months to 3 months by June 2013	New project	1	3 months							Tenders. Advertisements. Data base. Evaluation & Adjudication committee minutes.
								2	3 months							
								3	3 months							
								4	3 months							
N/A	BUD1	Municipal Financial Viability & Management	2.08%	To control expenditure management to ensure financial sustainability	Quarterly operational expenditure as a percentage of planned expenditure	Quarterly operational expenditure as a percentage of planned expenditure (R1,790,938,000) by June 2013	Outcome 9	1	R444,734,500 24.07%							Printout from Main Ledger Account
								2	R895,469,000 48.59%							
								3	R1,340,203,500 73.41%							
								4	R1,790,938,000 100%							
N/A	BUD2	Municipal Financial Viability & Management	2.08%	To control expenditure management to ensure financial sustainability	Quarterly capital expenditure as a % of planned capital expenditure	Quarterly capital expenditure as a % of planned capital expenditure (R152,172,000) by June 2013	R202,555 million	1	R38,834,294 25.52%							Printout from Main Ledger Account
								2	R66,331,775 43.59%							
								3	R83,633,731 54.96%							
								4	R152,172,000 100%							
N/A	BUD3	Municipal Financial Viability & Management	2.08%	To control expenditure management to ensure financial sustainability	% of operational budget spent on repairs and maintenance	4% of operational budget spent on repairs and maintenance at a cost of R74,536,000 by June 2013	Outcome 9	1	R18,634,000 25%							Printout from Main Ledger Account
								2	R37,288,000 50%							
								3	R55,902,000 75%							
								4	R74,536,000 100%							

N/A	BUD4	Municipal Financial Viability & Management	2.08%	To control expenditure management to ensure financial sustainability	MIG expenditure as a % of annual allocation	MIG expenditure as 95 % of annual allocation (R123,546,000) by June 2013	Outcome 9				1	R12,354,600 10%						Printout from Main Ledger Account
											2	R55,595,700 45%						
											3	R92,659,500 75%						
											4	R123,546,000 100%						
											1	0.09						Cost Coverage Print
N/A	BUD5	Municipal Financial Viability & Management	2.08%	Financial Viability expressed (National Key Performance Indicators)	% of Cost coverage ratio for 2011/12	Cost coverage ratio for 2011/12 by August 2012 A=(B+C)/D Where: "A" represents cost coverage "B" represents all ava	0.0899				2	-						
											3	-						
											4	-						
											1	35.00%						Debt Coverage Print
											2	37.50%						
N/A	DEB1	Municipal Financial Viability & Management	2.08%	Financial Viability expressed (National Key Performance Indicators)	% of Debt coverage ratio for 2010/11	Debt coverage ratio for 2010/11 by August 2011 A=(B-C) / D Where: "A" represents debt coverage "B" represents total operating revenue received "C" represents operating grants "D" represent	37.6				3	40.00%						
											4	42.50%						
											1	80%						Outstanding Service Print & Calculations
											2	78%						
											3	76%						
N/A	DEB2	Municipal Financial Viability & Management	2.08%	Financial Viability expressed (National Key Performance Indicators)	Outstanding Service Debtors to Revenue ratio for 2010/11 by August 2011 A=B/C Where: "A" represents outstanding service debtors to revenue "B" represents total outstanding service debtors	0.88					4	74%						
											1	80%						
											2	78%						
											3	76%						
											4	74%						
N/A	DEB3	Municipal Financial Viability & Management	2.08%	To increase Payments Received vs. Monthly Levies (Collection rate of billings)	% Increase in annual debtors collection rate	6% Increase (from current 80% to 86%) in annual service debtors collection rate by June 2013	3%				1	80%						Prints & Calculations on Financial Indicators
											2	82%						
											3	84%						
											4	86%						



N/A	DEB3	Municipal Financial Viability & Management	2.08%	To identify and recover non-paid and non-developed Council sold stands to enhance revenue	Non-paid and non-developed Council sold stands older than 10 years identified and recovered	Identifying and recovering non-paid and non-developed Council sold stands older than 10 years by June 2013	New project	1 2 3 4	- - Letters of Intent to purchasers Recover resolved stands							Prints & Calculations on Financial Indicators
N/A	DEB4	Municipal Financial Viability & Management	2.08%	To control debt management to ensure financial sustainability	R value debtors outstanding as a % of own revenue	Amount of rand value debtors outstanding as 35% of own revenue by June 2013	Outcome 9	1 2 3 4	20% 25% 30% 35%							Printout from Main Ledger Account
N/A	DEB5	Municipal Financial Viability & Management	2.08%	To control debt management to ensure financial sustainability	% of debt over 90 days	Reduce debt over 90 days from 90% to 80% by June 2013	Outcome 9	1 2 3 4	90.00% 85.00% 82.50% 80.00%							Printout from Main Ledger Account
N/A	DEB6	Municipal Financial Viability & Management	2.08%	To control debt management to ensure financial sustainability	% of debt collected as a percentage of money owed to the municipality	90 % of debt collected as a percentage of money owed to the municipality by June 2013	Outcome 9	1 2 3 4	8.00% 8.50% 9.00% 10.00%							Printout from Main Ledger Account
N/A	BUD6	Municipal Financial Viability & Management	2.08%	To approve the budget in order to comply with legislation	2013/14 Budget planning process time table	Tabling the 2013/14 budget planning process time table by 31 August 2012	Tabled Time Table	1 2 3 4	2013/14 Budget Process Plan tabled - - -							Time Table
N/A	BUD7	Municipal Financial Viability & Management	2.08%	To approve the budget in order to comply with legislation	2013/14 Draft budget approved	Approving the 2013/14 draft budget by March 2013	Approved Draft Budget	1 2 3 4	- - 2013/14 Draft budget approved -							Council Resolution
N/A	BUD8	Municipal Financial Viability & Management	2.08%	To approve the budget in order to comply with legislation	Final 2013/14 budget approved	Approving the final 2013/14 budget by 31 May 2013	Approved Budget	1 2 3 4	- - - 2013/14 Budget approved							Council Resolution

N/A	BUD9	Municipal Financial Viability & Management	2.08%	To approve the budget in order to comply with legislation	Budget related policies approved	Approving the final budget related policies and tariffs by 31 May 2013	Approved Financial Policies & Tariffs	1	-	Council Resolution
								2	-	
								3	-	
								4	Budget policies & tariffs approved	
N/A	BUD10	Municipal Financial Viability & Management	2.08%	To approve the Adjustment Budget to comply with legislation	2012/13 adjustment budget approved	Approving the 2012/13 adjustment budget by 28 February 2013	Approved Adjustment Budget	1	-	Council Resolution
								2	-	
								3	2012/13 Adjustment Budget approved	
								4	-	
N/A	BUD11	Municipal Financial Viability & Management	2.08%	To submit the 2011/12 Financial Statements on time to comply with legislation	2011/12 financial statements submitted to the Auditor-General	Submitting the 2011/12 financial statements to the Auditor-General by 31 August 2012	Submitted Statements	1	2011/12 Financial Statements submitted	Letter to Auditor - General
								2	-	
								3	-	
								4	-	
N/A	BUD12	Municipal Financial Viability & Management	2.08%	To identify the grants received as revenue to better service delivery	Grants as a % of revenue received	Grants as a % of revenue received by June 2013	Outcome 9	1	25.00%	Prints & Calculations on Financial Indicators
								2	45.00%	
								3	65.00%	
								4	100.00%	
N/A	RM1	Municipal Financial Viability & Management	2.08%	To collect revenue for property rates to comply with legislation	% of budgeted revenue for property rates collected	60 % of budgeted revenue for property rates collected by June 2013 (Implementation of the Municipal Property Rates Act, 2004 (Act no. 6 of 2004)	Outcome 9	1	43.00%	Prints & Calculations on Financial Indicators
								2	50.00%	
								3	55.00%	
								4	60.00%	
N/A	REV2	Municipal Financial Viability & Management	2.08%	Indigent Subsidy for Free Basic Services allocations to comply with legislation (National Key Performance Indicators)	R value spend on free basic services	R82,000,000 spend on free basic services by June 2013	R70 million	1	R 20,500,000	Print of Actual Spending
								2	R 41,000,000	
								3	R 61,500,000	
								4	R 82,000,000	



REV3	N/A	Municipal Financial Viability & Management	2.08%	Indigent Subsidy for Free Basic Services allocations to comply with legislation (National Key Performance Indicators)	Number of approved households with free basic services (indigents)	42,500 Approved households with free basic services (indigents) by June 2013	40,911	1 2 3 4	41,500 41,900 42,200 42,500						Register
REV4	N/A	Municipal Financial Viability & Management	2.08%	Indigent Subsidy for Free Basic Services allocations to comply with legislation (National Key Performance Indicators)	% Registered households earning less than R2,280 per month	52.4% Registered households earning less than R2,440 per month by June 2013	51%	1 2 3 4	51.0% 51.6% 52.0% 52.4%						Calculations
REV5	N/A	Municipal Financial Viability & Management	2.08%	Indigent Subsidy for Free Basic Services allocations to comply with legislation (National Key Performance Indicators)	R value spend on free basic alternative services	R10,000,000 spend on free basic alternative services by June 2013	R10 million	1 2 3 4	R 2,500,000 R 5,000,000 R 7,500,000 R 10,000,000						Register
REV5	N/A	Municipal Financial Viability & Management	2.08%	Indigent Subsidy for Free Basic Services allocations to comply with legislation (National Key Performance Indicators)	Rural settlements with free basic alternative energy (indigents) approved	2,500 Approved rural settlements with free basic alternative energy (indigents) by June 2013	New project	1 2 3 4	1,700 2,000 2,250 2,500						Register
REV6	N/A	Municipal Financial Viability & Management	2.08%	Indigent Subsidy for Free Basic Services allocations to comply with legislation (National Key Performance Indicators)	% Registered rural settlements earning less than R2,440	90% Registered rural settlements earning less than R2,440 per month by June 2013	New project	1 2 3 4	70% 78% 85% 90%						Calculations
EXP1	N/A	Municipal Financial Viability & Management	2.08%	To promptly paid all creditors to indicate the payment of creditors	All payments (creditors) be done within 30 days	All payments (creditors) be done within 30 days of receipt of invoice / statement by June 2013	R 7,259,826	1 2 3 4	R 0 R 0 R 0 R 0						Printout from Main Ledger Account
RM2	N/A	Municipal Financial Viability & Management	2.08%	To review the billing system for accuracy and completeness to comply with legislation	Effective and accurate meter readings and tariffs implemented	Implementing effective and accurate meter readings and tariffs to increase the correctness of service accounts from 40% to 80% for the KOSH area by June 2013	40% correctness	1 2 3 4	Metering Audits 50% Metering Audits 60% Metering Audits 70% Metering Audits 80%						Deviation Report

RM3	N/A	2.08%	To compile a new valuation roll to comply with legislation	New valuation roll (part 1) compiled	Compiling a new valuation roll (part 1) for the KOSH area at a cost of R3,500,000 by June 2013	Existing valuation roll	1 2 3 4	SCM Process Appoint a service provider Valuation roll 50% completed Valuation roll 100% completed							Report Proof of Payment
RM4	N/A	2.08%	To implement a Rates By-Law to comply with legislation	Rates By-Law implemented	Implementing a Rates By-Law for the KOSH area by June 2013	Existing valuation roll	1 2 3 4	Consultation & Drafting Task Team & workshops Approved Rates By-Law Rates By-Law published in Government Gazette							Report Proof of Payment
ICT8	206010 110 3610	2.08%	To audit & license software to comply with legislation	All software audited and licensed	Auditing and renewing of 15 different software licenses at a cost of R2,000,000 by June 2013	652 Audited & Licensed Software	1 2 3 4	Software audited & licensed - - -							Report Proof of Payment
ICT10	N/A	2.08%	To plan an ICT integrated network infrastructure to provide remote access and services	ICT integrated network infrastructure implemented	Approving an ICT integrated network infrastructure plan for the KOSH area and implementing phase 1 for the Finance directorate for an amount of R3,000,000 by June 2013	New project	1 2 3 4	Network plan approved SCM Process Deployment Implementation							Network Plan Approved Tender document Network equipment and orders (hardware) Proof of Payment
ICT10	N/A	2.09%	To implement an IT Policy to regulate IT hardware and software activities	E-Mail policy drafted	Drafting and implementing an E-Mail policy to regulate council's IT hard- and software activities by June 2013	New project	1 2 3 4	Consultation & Drafting Task Team & workshops Approved policy Implement policy							Network Plan Approved Tender document Network equipment and orders (hardware) Proof of Payment



N/A	ICT10	Good Governance and Public Participation	2.09%	To implement an IT Policy to manage user access activities	User Account policy drafted	Drafting and implementing an User Account policy to manage council's IT user accounts by June 2013	New project	1 2 3 4	Consultation & Drafting Task Team & workshops Approved policy Implement policy	Network Plan Approved Tender document Network equipment and orders (hardware) Proof of Payment
N/A	ICT10	Good Governance and Public Participation	2.09%	To revise IT Policies to keep-up with new IT developments	Security Policy revised	Revising of the Security Policy by March 2013	Approved policy	1 2 3 4	Consultation & Drafting Task Team & workshops Approved policy -	Network Plan Approved Tender document Network equipment and orders (hardware) Proof of Payment
N/A	ICT10	Good Governance and Public Participation	2.09%	To revise IT Policies to keep-up with new IT developments	Back-up Policy revised	Revising of the Security Policy by March 2013	Approved policy	1 2 3 4	Consultation & Drafting Task Team & workshops Approved policy -	Network Plan Approved Tender document Network equipment and orders (hardware) Proof of Payment
N/A	ICT10	Good Governance and Public Participation	2.09%	To revise IT Policies to keep-up with new IT developments	Internet Policy revised	Revising of the Internet Policy by March 2013	Approved policy	1 2 3 4	Consultation & Drafting Task Team & workshops Approved policy -	Network Plan Approved Tender document Network equipment and orders (hardware) Proof of Payment
N/A	ICT10	Good Governance and Public Participation	2.09%	To revise IT Policies to keep-up with new IT developments	IT Policy revised	Revising of the Website Policy by March 2013	Approved policy	1 2 3 4	Consultation & Drafting Task Team & workshops Approved policy -	Network Plan Approved Tender document Network equipment and orders (hardware) Proof of Payment
N/A	ICT10	Good Governance and Public Participation	2.09%	To revise IT Policies to keep-up with new IT developments	IT Policy revised	Revising of the Access to Information Policy by March 2013	Approved policy	1 2 3 4	Consultation & Drafting Task Team & workshops Approved policy -	Network Plan Approved Tender document Network equipment and orders (hardware) Proof of Payment
N/A	SCM1	Municipal Institutional Development and Transformation	2.09%	To implement Internal Co-operation and Controls to ensure compliance with legislation	Number of meetings of the Specification Committee conducted	Conducting at least 12 meetings of the Specification Committee by June 2013	12 Meetings	1 2 3 4	3 3 3 3	Network Plan Approved Tender document Network equipment and orders (hardware) Proof of Payment Notices & Attendance Register

SCM2	Municipal Institutional Development and Transformation	2.09%	To implement Internal Control and Controls to ensure compliance with legislation	Number of meetings of the Evaluation Committee conducted	Conducting at least 12 meetings of the Evaluation Committee by June 2013	12 Meetings	1 2 3 4	3								Notices & Attendance Register
SCM3	Municipal Institutional Development and Transformation	2.09%	To implement Internal Control and Controls to ensure compliance with legislation	Number of meetings of the Adjudication Committee conducted	Conducting at least 12 meetings of the Adjudication Committee by June 2013	12 Meetings	1 2 3 4	3								Notices & Attendance Register
SCM4	Municipal Institutional Development and Transformation	2.09%	To implement Internal Control and Controls to ensure compliance with legislation	Number of SCM workshops for internal & external people conducted	Conducting 8 SCM workshops for internal & external people by June 2013	New project	1 2 3 4	2								Notices & Attendance Register
SCM5	Municipal Financial Viability & Management	2.08%	To review the Supply Chain Management policy for compliance with legislation and regulations	Supply Chain Management policy reviewed	Revising the Supply Chain Management policy by March 2013	Approved policy	1 2 3 4	Consultation & Drafting Task Team & workshops Approved policy -								Progress reports. Attendance register, notices, agendas. Council resolution
SCM6	Municipal Financial Viability & Management	2.08%	To implement a Supply Chain Management policy to comply with legislation	Supply Chain Management policy implemented	Submitting 4 quarterly reports on the implementation of SCM policy to council and make public by June 2013	4 SCM Reports	1 2 3 4	1 1 1 1								Notices, agendas. Council resolution
SCM7	Municipal Financial Viability & Management	2.08%	To implement a Supply Chain Management policy to comply with legislation	Supply Chain Management policy implemented	Submitting 1 annual report on the implementation of SCM policy to council and make public by June 2013	1 SCM Annual Report	1 2 3 4	- - - 1								Notices, agendas. Council resolution
		48	100.00%													



## DIRECTOR CORPORATE SERVICES

**TOTAL WEIGHTING PER KEY PERFORMANCE AREA (KPA) = 100%**  
 Municipal Institutional Development and Transformation 27.27%  
 Good Governance and Public Participation 51.52%  
 Local Economic Development 9.09%  
 Municipal Financial Viability & Management 12.12%

## OPERATIONAL

Vote No.	Item No.	Key Performance Area (KPA)	Weighting	Objectives	Key Performance Indicators (KPI)	Annual Target	Base Line	Quarter	Quarterly Projected Target	Rating Key	Quarterly Actual Achievement	Expenditure	Reason for Deviation	Planned Remedial Action	Comments	Portfolio of Evidence
N/A	ADM1	Good Governance and Public Participation	3.03%	To hold section 79 & 80 committees meetings held to ensure better council performance	Number of sec.79 committees Meetings conducted	Conducting 110 ( 10 sec.79 ) committees meetings (Port folio Meetings) by June 2013	104 Meetings	1	30							Attendance register, notices, agendas. Council resolution
								2	20							
								3	30							
								4	30							
N/A	ADM2	Good Governance and Public Participation	3.03%	To conduct Mayoral Committee meetings to comply with legislation	Number of Mayoral Committee meetings conducted	Conducting 11 Mayoral Special Mayoral Committee meetings by June 2013	8 MayCo and 19 Special MayCo	1	3 MayCo & 3 Special MayCo							Notices & Attendance Register
								2	2 MayCo & 2 Special MayCo							
								3	3 MayCo & 3 Special MayCo							
								4	3 MayCo & 3 Special MayCo							
N/A	ADM3	Good Governance and Public Participation	3.03%	To ensure effective Council administration and compliance with legislation	Number of ordinary council meetings conducted	Conducting 11 Council meetings by June 2013	10 Council & 6 Special	1	3 Council meetings							Notices & Attendance Register
								2	2 Council meetings							
								3	3 Council meetings							
								4	3 Council meetings							
N/A	LEG1	Good Governance and Public Participation	3.03%	To establish an Engagement of Attorneys policy to regulate the allocation of cases and opinion to attorneys	Engagement of Attorneys policy established	Establishing an Engagement of Attorneys policy for Council by December 2012	Roll Over	1	Task Team & workshops							Attendance register, notices, agendas. Council resolution
								2	Policy approved							
								3	-							
								4	-							
N/A	LEG2	Good Governance and Public Participation	3.03%	To establish a contract management procedure for Council to enhance monitoring	Contract management system implemented	Implementing a contract management system to centralize all Council agreements for management and monitoring by December 2012	Roll Over	1	Workshop & Consultations with top management							Attendance register, notices, agendas. Procedure manual
								2	Implemented contract management system							
								3	-							
								4	-							

LAN1	N/A	3.03%	Good Governance and Public Participation	To revise the land alienation policy to comply with legislation	Land Alienation policy reviewed	Revising the Land Alienation policy to expedite the disposal and transfer of Council land by March 2013	Approved policy	1 2 3 4	Consultation & Drafting Task Team & workshops Approved policy							Progress reports. Attendance register, notices, agendas. Council
LAN2	N/A	3.03%	Good Governance and Public Participation	To draft a Lease of Council Land Policy to comply with legislation	Lease of Council Land Policy drafted	Drafting a Lease of Council Land Policy to regulate market related rental value by March 2013	New project	1 2 3 4	Consultation & Drafting Task Team & workshops Approved policy							Progress reports. Attendance register, notices, agendas. Council
LAN3	N/A	3.03%	Good Governance and Public Participation	To identify and recover non-paid and non-developed Council sold stands to address the shortage of land for Council	Non-paid and non-developed Council sold stands older than 10 years identified and recovered	Identifying and recovering non-paid and non-developed Council sold stands older than 10 years by June 2013	New project	1 2 3 4	Identifying Council sold stands Verification process of identified stands Letters of Intent to purchasers Recover resolved stands							Report to Council Progress report Notes on agreements Venus accounts Deeds search Council resolution
OHS1	N/A	3.03%	Good Governance and Public Participation	To conduct OHS inspections to ensure legal compliance	Number of OHS inspections in Council departments conducted	Conducting 120 OHS inspections in Council departments by June 2013	122 Inspections conducted	1 2 3 4	30 30 30 30							Register
OHS2	N/A	3.03%	Good Governance and Public Participation	To conduct OHS audits to ensure that all deviations be corrected according to the Act	Number OHS audits conducted	Conducting 2 OHS Audits by June 2013	2 Audits	1 2 3 4	0 1 0 1							Register
SKIL1	200000 105 5706	3.03%	Municipal Financial Viability & Management	To spend a percentage of municipality's budget on implementing its workplace skill plan (National Indicator)	Rand value of Training Expenditure for 2012/13	R1,195,333 spend on Training Expenditure for 2012/13 by June 2013	National Key Performance Indicator	1 2 3 4	R 298,833 R 597,667 R 896,499 R 1,195,333							Vote Number
SKIL2	200000 105 3304	3.03%	Municipal Financial Viability & Management	Training Levy for 2012/13	Training Levy for 2012/13	R2,757,558 spend on Training Levy for 2012/13 by June 2013	National Key Performance Indicator	1 2 3 4	R 689,390 R 1,378,779 R 2,068,169 R 2,757,558							Vote Number



## 2012/13 Service Delivery and Budget Implementation Plan

20545 105	EAP1	Municipal Institutional Development and Transformation	3.03%	To develop and enhance employee wellness	Employee Wellness Programme developed	Implementing a Employee Wellness Programme at a cost of R200,000 by September 2012	Roll Over	1 2 3 4	Programme implemented								Programme implemented. Proof of payment
20545 105	EAP2	Municipal Institutional Development and Transformation	3.03%	To conduct training to create life skills awareness amongst employees	Number of training sessions conducted	Conducting 20 life skills training session for council employees at a cost of R150,000 by June 2013	New project	1 2 3 4	5 5 5 5								Notices Attendance register Workshop material
20545 105	EAP3	Municipal Institutional Development and Transformation	3.03%	To conduct wellness events to create awareness amongst employees	Number of wellness events conducted	Conducting 2 wellness events for council employees at a cost of R150,000 by December 2012	New project	1 2 3 4	1 1 0 0								Notices Attendance register Workshop material
N/A	LR1	Municipal Institutional Development and Transformation	3.03%	To hold LLF meetings to ensure industrial harmony	Number of LLF meetings conducted	Convening 11 LLF meetings by June 2013	9 Meetings	1 2 3 4	3 2 3 3								Notices & Attendance Register
N/A	LR2	Municipal Institutional Development and Transformation	3.03%	To conduct training sessions on institution of disciplinary action to ensure effective conclusion of disciplinary matters	Training sessions for post level 1 - 5 employees on institution of disciplinary action conducted	Conducting a training sessions for post level 1 - 5 employees on institution of disciplinary action by June 2013	New project	1 2 3 4	1 Training session conducted - - -								Notices & Attendance Register Course material
203035 105	EM1	Good Governance and Public Participation	3.03%	To enhance public participation as per legislation	Number of Imbizo's conducted	Conducting 20 Imbizo's in the KOSH area at a cost of R1,000,000 by June 2013	15 Imbizo's	1 2 3 4	0 10 0 10								Notices & Attendance Register Reports of Imbizo's
203035 105 6611	EM2	Local Economic Development	3.03%	To co-ordinate and conduct gender workshop to support women business and entrepreneurial development	Number of women cooperatives empowered	Empowering 20 women cooperatives in the KOSH area at a cost of R350,000 by June 2013	New project	1 2 3 4	0 0 Workshop conducted 20 Women cooperatives established								Attendance registers. Memorandum of Understanding. Vote number. Report to Council.



203035 105 7203	EM3	Local Economic Development	3.03%	To establish youth programmes to support youth business and entrepreneurial development	Number of youth programmes established	Establishing 30 youth programmes in Khuma (6 programmes), Kanana (6 programmes), Tigane (6 programmes), Jouberton (6 programmes) and Alabama (6 programmes) at a cost of R400,000 by June 2013	New project	1	Invitations / Advertisements							1	Advertisements	Advertisements / registers. Memorandum of Understanding. Progress reports from groups. Report to Council. Vote number.
								2	Establish 30 programmes									
								3	Monitoring / Progress reports									
								4	Report to Council									
203035 105 3638	EM4	Local Economic Development	3.03%	To award bursaries and awards to students in KOSH area to assist with education	Number of financially needy students in the KOSH area awarded	Awarding financially needy students in the KOSH area to further their studies at a cost of R1,500,000 by June 2013		1	-									Advertisements. Policy. Agreements. Report to Council. Vote number.
								2	Advertisements									
								3	Awards awarded									
								4	Monitoring / Progress reports									
203035 105 3629	EM5	Good Governance and Public Participation	3.03%	To host a Mandela Day event to do goodwill to each other	Mandela Day event hosted	Hosting 1 Mandela Day event in honouring of Dr. Mandela at a cost of R350,000 by July 2012		1	Mandela Day event hosted									Advertisements. Register. Report to Council. Vote number.
								2	-									
								3	-									
								4	-									
2030401054538	SPE1	Good Governance and Public Participation	3.03%	To enhance public participation as per legislation	Number of Operational Phakamas conducted	Conducting 4 Operational Phakamas in identified wards at a cost of R300,000 by June 2013	1 Phakama	1	1									Notices & Attendance Register
								2	1									
								3	1									
								4	1									
2030401050632	SPE2	Good Governance and Public Participation	3.03%	To develop a Community Development Plan to identify community needs, challenges and to comply with legislation	Community Based Plan (CBP) implemented	Implementing the Community Based Plan (CBP) in 35 wards and submitting report to Council at a cost of R1,000,000 by June 2013	Phase 1 - 3 completed	1	Allocation of field workers to the 35 wards and submit report to Council									Register. Progress report. Notices. Agendas & attendance registers. Council resolution.
								2	Report to Council									
								3	Report to Council									
								4	Report to Council									
2030401054539	SPE3	Good Governance and Public Participation	3.03%	To motivate ward committees for quality performance	Ward Committee Performance Awards facilitated	Conducting Annual Performance Awards for Ward Committee by evaluating all wards at a cost of R221,547 by June 2013	Existing performance awards system	1	-									Monthly ward committee reports. Service account income of ward. Awards results
								2	-									
								3	-									
								4	Awards awarded									

2030401055730	SPE4	Good Governance and Public Participation	3.03%	To promote socio-economic well being of councillors and ward committees	Councillor and ward committees support programmes implemented	Implementing the councillor and ward committees support programmes at a cost of R500,000 by June 2013	Roll Over	1	Conduct a skills audit and draft support programme							Skills audit Notices & Attendance Register SCM process Appointment of service providers Trainees
								2	SCM process							
								3	Implement support programme							
								4	-							
203045 105 1222	WHI1	Good Governance and Public Participation	3.03%	To conducted moral re-generations workshops as per National legislation	Number of moral re-generation workshops in KOSH conducted	Conducting 4 moral re-generation workshops in KOSH at a cost of R250,000 by June 2013	1 Event	1	1 Event							Notices & Attendance Register Report to Council resolution
								2	1 Event							
								3	1 Event							
								4	1 Event							
33 100.00%																



## DIRECTOR MACRO CITY PLANNING AND DEVELOPMENT

**TOTAL WEIGHTING PER KEY PERFORMANCE AREA (KPA) = 100%**  
 Good Governance and Public Participation 40.91%  
 Local Economic Development 31.82%  
 Municipal Financial Viability & Management 27.27%

IDP PROJECTS																
Vote Nr	Item Nr. (Section)	Key Performance Area (KPA)	Weighting	Objectives	Key Performance Indicators (KPI)	Annual Target	Base Line	Quarter	Quarterly Projected Target	Rating Key	Quarterly Actual Achievement	Expenditure	Reason for Deviation	Planned Remedial Action	Comments	Portfolio of Evidence
208515 401 0309	LED2	Local Economic Development	4.54%	To build flea market shelters to create sustainable SMME's	Number of m <sup>2</sup> hawkers shelters built	Building ±18m <sup>2</sup> food stalls in Klerksdorp for 10 entrepreneurs at a cost of R1,000,000 by June 2013 (phase 3)	Roll-Over	1	SCM Process							SCM Process. Terms of reference. Appointment letter. Food stalls. Proof of
								2	10 Shelters built in Klerksdorp						Studies & reports.	
								3	-						Signed agreement with National Treasury.	
								4	-						Proof of Payment	
N/A	LED3	Local Economic Development	4.54%	To conduct township regeneration studies to enhance job creation	Number of feasibility and viability studies conducted for economic analysis	Conducting 5 feasibility and viability studies for economic analysis in Jouberton, Alabama, Kanana, Khuma and Tigane at a cost of R3,000,000 by June 2013	Roll-Over	1	Councillor workshops							
								2	Approved studies							
								3	Submit business plans to NT							
								4	SCM process for capital projects							
OPERATIONAL																
Vote Nr	Item Nr. (Section)	Key Performance Area (KPA)	Weighting	Objectives	Key Performance Indicators (KPI)	Annual Target	Base Line	Quarter	Quarterly Projected Target	Rating Key	Quarterly Actual Achievement	Expenditure	Reason for Deviation	Planned Remedial Action	Comments	Portfolio of Evidence
N/A	LED4	Local Economic Development	4.54%	Jobs created (National Key Performance Indicator)	Number of permanent and jobs exceeding 3 months jobs created	Creating 1,200 permanent and jobs exceeding 3 months through the Municipality's local economic development initiatives including capital projects by June 2013	Jobs	1	300							Register
								2	300							
								3	300							
								4	300							
N/A	LED6	Local Economic Development	4.54%	To implement cooperatives in all wards to comply with legislation	Number of cooperatives established and functional	35 Cooperatives (1 per ward) in KOSH area established by June 2013	Outcome 9	1	9							Data base of cooperative evidence
								2	9							Report & Council
								3	8							Resolution
								4	9							Notices
N/A	LED7	Local Economic Development	4.54%	To revise the LED strategy to comply with legislation	LED Strategy revised	Revising the LED Strategy by March 2013	Approved strategy	1	Public participation							Attendance Registers
								2	Councillor workshops							Report & Council
								3	Approved strategy							Resolution
								4	-							Revised strategy

N/A	LED8	Local Economic Development	4.54%	To ensure alignment between LED strategies and PGDS to comply with legislation	LED strategy and plans aligned	LED strategy and plans are aligned with PGDS by March 2013	Outcome 9	1 2 3 4	Public participation Councilor workshops Aligned strategy	Notices Attendance Registers Report & Council Resolution Aligned strategy
N/A	LED9	Good Governance and Public Participation	4.54%	To conduct consultations meeting to assist SMME's	Number of LED consultation meetings conducted with stakeholders	Conducting 12 LED consultation meetings with stakeholders by June 2013	12 Meetings	1 2 3 4	3	Notice & Attendance Register
N/A	LED10	Local Economic Development	4.54%	To conduct workshops to assist SMME's	Number of SMME workshops conducted to capacitate SMME's	Conducting 4 SMME workshops to capacitate SMME's by June 2013	7 SMME workshops	1 2 3 4	1	Notice & Attendance Register
208505105360	CBM1	Municipal Management & Financial Viability	4.54%	To do city marketing to promote the city	R value spent on marketing activities	Spending R706,894 on marketing according to marketing strategy plan by June 2013	523249 spent	1 2 3 4	R 176,746 R 353,492 R 530,201 R 706,894	Register & Expenditure Vote Marketing strategy plan
N/A	COM1	Good Governance and Public Participation	4.54%	To revise the Communication Policy to create internal and external awareness on corporate communication	Access to Information Policy revised	Revising of the Access to Information Policy by March 2013	Approved policy	1 2 3 4	Consultation & Drafting Task Team & workshops Approved policy	Approved policy. Council resolution.
N/A	COM2	Good Governance and Public Participation	4.54%	To approve the Communication Policy to create internal and external awareness on corporate communication	Media Relations Policy approved	Approving of the Media Relations Policy by December 2012	Phase 1 - 3 completed	1 2 3 4	Task Team & workshops Approved policy	Approved policy. Council resolution.
N/A	COM3	Good Governance and Public Participation	4.54%		Events Management Policy approved	Approving of the Events Management Policy by December 2012	Roll Over	1 2 3 4	Task Team & workshops Approved policy	Approved policy. Council resolution.



COM4	N/A	4.54%	To revise Communication Policy to create internal and external awareness on corporate communication	Crises Communication Policy revised	Revising of the Crises Communication Policy by December 2012	Approved policy	1 2 3 4	Task Team & workshops Approved policy							Approved policy. Council resolution.
COM5	N/A	4.54%		City Branding Policy revised	Revising of the City Branding Policy by December 2012	Approved policy	1 2 3 4	Task Team & workshops Approved policy							Approved policy. Council resolution.
COM6	N/A	4.54%	To distribute internal & external newsletters to ensure transparency with Council affairs	Number of internal communiques compiled & distributed to all employees of Council	Compiling & Distributing 4 internal communiques to all employees of Council by June 2013	1 Communiqué	1 2 3 4	1 1 1 1							Communiqués
COM7	N/A	4.54%			Number of external publications compiled & distributed regarding Council affairs to the community	Compiling & Distributing 4 external publications regarding Council affairs to the community by June 2013	8 External publication	1 2 3 4	1 1 1 1						Newsletters
COM8	N/A	4.54%	To draft the Communication strategy to comply with legislation	Communication Strategy drafted	Drafting a Communication Strategy by August 2012	New project	1 2 3 4	Approved strategy - - -							Notices Attendance Registers Report & Council Resolution Revised Register & Income Vote
FPM1	208005 227 5110	4.54%	To collect income to ensure effective financial viability	Total income collected from rental estate	Total income of R908,348 collected from rental estate by June 2013	R 794,321	1 2 3 4	R 227,087 R 454,174 R 681,261 R 908,348							
FPM2	208005 230 1520	4.54%		Total income collected from ripening rooms	Total income of R671,926 collected from ripening & cooling rooms by June 2013	R 711,657	1 2 3 4	R 167,982 R 335,963 R 503,945 R 671,926							Register & Income Vote

208005 221	FPM3	Municipal Financial Viability & Management	4.54%	To collect income to ensure effective financial viability	Total income collected from market dues	Total income of R14,901,591 collected from market dues by June 2013	R 14,129,208	1	R 3,725,398							Register & Income Vote
								2	R 7,450,780							
								3	R 11,176,193							
								4	R 14,901,591							
208005 227	FPM4	Municipal Financial Viability & Management	4.54%		Total income collected from rental of carriage	Total income of R75,521 collected from rental of carriage by June 2013	R 79,425	1	R 18,880							Register & Income Vote
								2	R 37,761							
								3	R 56,641							
								4	R 75,521							
208005 230	FPM5	Municipal Financial Viability & Management	4.54%		Total income collected from agent selling transaction fees	Total income of R61,083 collected from agent selling transaction fees by June 2013	New project	1	R 15,271							Register & Income Vote
								2	R 30,542							
								3	R 45,713							
								4	R 61,083							
22 100.00%																



**ANNEXURE "D"**

# **Ward information for expenditure and service delivery**

No.	Wards	Project name (list of projects which will be implemented for the 2011/12 FY including the PMU admin fees)	Budget
<b>WATER</b>			
1	32	Khuma Bulk Water Supply: 10ml Reservoir	7,500,000
2		Water Supply to Rural Schools & Clinics	2,000,000
			<b>9,500,000</b>
<b>SEWER</b>			
3	8	Increase Capacity - Hartbeesfontein WWTP: Phase 1 (Mechanical)	14,392,332
			<b>14,392,332</b>
<b>ROADS</b>			
4	5,6,7,8,9,10,12,13,14	Paving of Taxi Routes & Stormwater: Jouberton: Phase 6	13,000,000
5	1,2	Paving of Taxi Routes & Stormwater: Tigane: Phase 6	7,200,000
6	31,32,33,34,35	Paving of Taxi Routes & Stormwater: Khuma: Phase 6	7,200,000
7	3,4	Paving of Taxi Routes & Stormwater: Alabama: Phase 5	7,200,000
8	20,22,23,25,26	Paving of Taxi Routes & Stormwater: Kanana: Phase 6	7,200,000
9	6,8	Main Storm-water Drainage - Jouberton: Phase 4	6,000,000
10	35	Stone Pitching & Lining of Storm-water Drainage - Khuma: Phase 2	3,757,000
11	next to kanana circle	Stone Pitching & Lining of Storm-water Drainage - Kanana: Phase 1	5,000,000
12	26,29,30	Rehabilitation of Landfill site: KOSH	14,196,668
			<b>70,753,668</b>
<b>ELECTRICITY</b>			
13	22,23,25,26	Installation of Highmast Lights: Kanana: Phase 5	2,000,000
14	1,2	Installation of Highmast Lights: Tigane: Phase 2	2,000,000
15	4	Installation of Highmast Lights: Alabama Ext 3 (Phase I)	2,000,000
16	12	Installation of Highmast Lights: Jouberton Extension 24 (Phase 2)	2,000,000
17	1,2,3,4	Upgrading Mechanical, Electrical Equipment and Pumpstations: (Volume 4)	8,000,000
			<b>16,000,000</b>
<b>COMMUNITY SERVICES</b>			
18		Development of Cemeteries(KOSH)	1,200,000
			<b>1,200,000</b>
<b>SPORTS ARTS &amp; CULTURE</b>			
19	25	Upgrading of Kanana Sports Stadium	2,000,000
20	35	Upgrading of Khuma Sports Stadium	3,000,000
21	3	Upgrading of Alabama Sports Stadium	2,000,000
22	1	Upgrading of Tigane Sports Stadium	2,000,000
			<b>9,000,000</b>
23		PMU: Admin	1,200,000
			<b>1,200,000</b>
			<b>122,046,000</b>



ROLL OVERS		
NO	WARDS	PROJECT DESCRIPTION
1	4-7	Khuma Bulk Supply Phase 2
2	4-7	Khuma Bulk Water Phase 2B - Pressure Tower
3	2	Refurbishment of the Zink Tank: Tigane Ext. 4
4	1,2	Increase Capacity - Hartbeesfontein WWTP (Phase 1) <b>(Civil)</b>
5		Paving taxi routes Jouberton (Phase 4B)
6	25, 28	Kanana-Paving of Taxi Routes and Storm Water Drainage - Lenong Road (Phase 2B)
7	3	Alabama-Paving of Taxi Routes (Phase 4)
8	1	Tigane-Paving of Taxi Routes (Phase 5)
9	14-19,21-23	Main Storm-water Drainage - Jouberton (Phase 3)
10	14-19,21-23	Jouberton-Paving of Taxi Routes (Phase 5)
11	24-29	Kanana-Paving of Taxi Routes (Phase 5)
12	4-7	Khuma-Paving of Taxi Routes (Phase 5)
13	21	Upgrading <b>Mechanical</b> Electrical Equipment and Pumpstations (Volume 3)
14	various wards	Kanana Highmast Lights (Phase 4) (various wards)
15	12	Jouberton Highmast Lights (Extension 24) (ward 12) (Phase I)
16	8,9,30	KOSH - Building of Flea Market Shelters for Entrepreneurs(Phase 3)
17		Development of New Cemetery in Jouberton

**ANNEXURE "E"**

# **Capital works Plans**

-

## **IDP Projects Council funded**



IDP PROJECTS - 2012/13				
DIRECTORATE: CIVIL ENGINEERING				
COUNCIL FUNDED 2012-2013	AMOUNT	REQUEST - DISTRICT TO FUND 2012-2013		AMOUNT
SEWER: Increase capacity Hbft WWTP (counter funding)	R 7,500,000	Upgrading N12/Benji Oliphant Intersection		R 10,000,000
WATER: Chlorine stations	R 1,500,000	Completion of incomplete toilets		R 500,000
WATER: Telemetry system communication problems	R 1,500,000	Township establishment Alabama		R 1,500,000
WATER: Water supply - Dawkinsville	R 4,000,000	Re-layout of Tigane ext. 5		R 500,000
WATER: Khuma bulk water supply phase 3	R 4,000,000	Township establishment: Kanana ext. 15		R 1,000,000
WATER: Water supply to N12 development	R 3,000,000			
<b>TOTAL</b>	<b>R 21,500,000</b>	<b>TOTAL</b>		<b>R 13,500,000</b>
DIRECTORATE: ELECTRICAL ENGINEERING				
	R 0	TOTAL		R 0
DIRECTORATE: FINANCIAL SERVICES				
	R 0	TOTAL		R 0
DIRECTORATE: MUNICIPAL AND SOCIAL SERVICES				
	R 0	TOTAL		R 0
Environmental educational centre faan meintjies	R 2,500,000	Environmental educational centre faan meintjies		R 1,500,000
<b>TOTAL</b>	<b>R 2,500,000</b>	<b>TOTAL</b>		<b>R 1,500,000</b>
DIRECTORATE: MACRO PLANNING				
	R 0	TOTAL		R 0
DIRECTORATE: CORPORATE GOVERNANCE				
Fleet Vehicles	4,700,000			
<b>TOTAL</b>	<b>R 4,700,000</b>	<b>TOTAL</b>		<b>R 0</b>



## 2012/13 Service Delivery and Budget Implementation Plan



# **IDP Projects MIG funded**

# NAME OF THE MUNICIPALITY : CITY OF MATLOSANA LM - NW403 IMPLEMENTATION PLAN FOR 2012/13


No.	Project name (list of projects which will be implemented for the 2011/12 FY including the PMU admin fees)	Budget	Constr start date	Constr end date	Projections per Quarter	Projections per Quarter	Projections per Quarter	Total amount projected
<b>WATER</b>								
1	Khuma Bulk Water Supply: 10ml Reservoir	7,500,000	15/08/2012	15/04/2013	R 750,000.00	R 5,325,000.00	R 1,425,000.00	R 7,500,000.00
2	Water Supply to Rural Schools & Clinics	2,000,000	15/08/2012	15/12/2012	R 300,000.00	R 1,300,000.00	R 400,000.00	R 2,000,000.00
		9,500,000			R 1,050,000.00	R 6,625,000.00	R 1,825,000.00	R 9,500,000.00
<b>SEWER</b>								
3	Increase Capacity - Hartbeestfontein WWTP: Phase 1 (Mechanical)	14,392,332	15/08/2012	15/04/2013	R 1,439,233.20	R 10,218,555.72	R 2,734,543.08	R 14,392,332.00
		14,392,332			R 1,439,233.20	R 10,218,555.72	R 2,734,543.08	R 14,392,332.00
<b>ROADS</b>								
4	Paving of Taxi Routes & Stormwater: Jouberton: Phase 6	13,000,000	15/08/2012	15/04/2013	R 1,300,000.00	R 9,230,000.00	R 2,470,000.00	R 13,000,000.00
5	Paving of Taxi Routes & Stormwater: Tigane: Phase 6	7,200,000	15/08/2012	15/04/2013	R 720,000.00	R 5,112,000.00	R 1,368,000.00	R 7,200,000.00
6	Paving of Taxi Routes & Stormwater: Khuma: Phase 6	7,200,000	15/08/2012	15/04/2013	R 720,000.00	R 5,112,000.00	R 1,368,000.00	R 7,200,000.00
7	Paving of Taxi Routes & Stormwater: Alabama: Phase 5	7,200,000	15/08/2012	15/04/2013	R 720,000.00	R 5,112,000.00	R 1,368,000.00	R 7,200,000.00
8	Paving of Taxi Routes & Stormwater: Kanana: Phase 6	7,200,000	15/08/2012	15/04/2013	R 720,000.00	R 5,112,000.00	R 1,368,000.00	R 7,200,000.00
9	Main Storm-water Drainage - Jouberton: Phase 4	6,000,000	15/08/2012	15/04/2013	R 600,000.00	R 4,260,000.00	R 1,140,000.00	R 6,000,000.00
10	Stone Pitching & Lining of Storm-water Drainage - Khuma: Phase 2	3,757,000	15/08/2012	15/12/2012	R 375,700.00	R 2,667,470.00	R 713,830.00	R 3,757,000.00
11	Stone Pitching & Lining of Storm-water Drainage - Kanana: Phase 1	5,000,000	15/08/2012	15/12/2012	R 750,000.00	R 3,250,000.00	R 1,000,000.00	R 5,000,000.00
12	Rehabilitation of Landfill site: KOSH	14,196,668	15/08/2012	15/04/2013	R 1,419,666.80	R 10,079,634.28	R 2,697,366.92	R 14,196,668.00
		70,753,668			R 7,325,366.80	R 49,935,104.28	R 13,493,196.92	R 70,753,668.00
<b>ELECTRICITY</b>								
13	Installation of Highmast Lights: Kanana: Phase 5	2,000,000	15/08/2012	15/12/2012	R 300,000.00	R 1,300,000.00	R 400,000.00	R 2,000,000.00
14	Installation of Highmast Lights: Tigane: Phase 2	2,000,000	15/08/2012	15/12/2012	R 300,000.00	R 1,300,000.00	R 400,000.00	R 2,000,000.00
15	Installation of Highmast Lights: Alabama Ext 3 (Phase I)	2,000,000	15/08/2012	15/12/2012	R 300,000.00	R 1,300,000.00	R 400,000.00	R 2,000,000.00
16	Installation of Highmast Lights: Jouberton Extension 24 (Phase 2)	2,000,000	15/08/2012	15/12/2012	R 300,000.00	R 1,300,000.00	R 400,000.00	R 2,000,000.00
17	Upgrading Mechanical, Electrical Equipment and Pumpstations: (Volume 4)	8,000,000	15/08/2012	15/12/2012	R 2,400,000.00	R 3,200,000.00	R 2,400,000.00	R 8,000,000.00
		16,000,000			R 3,600,000.00	R 8,400,000.00	R 4,000,000.00	R 16,000,000.00
<b>COMMUNITY SERVICES</b>								
18	Development of Cemeteries(KOSH)	1,200,000	15/08/2012	15/01/2013	R 120,000.00	R 852,000.00	R 228,000.00	R 1,200,000.00
		1,200,000			R 120,000.00	R 852,000.00	R 228,000.00	R 1,200,000.00
<b>SPORTS ARTS &amp; CULTURE</b>								
19	Upgrading of Kanana Sports Stadium	2,000,000	15/08/2012	15/05/2013	R 300,000.00	R 1,300,000.00	R 400,000.00	R 2,000,000.00
20	Upgrading of Khuma Sports Stadium	3,000,000	15/08/2012	15/05/2013	R 450,000.00	R 1,950,000.00	R 600,000.00	R 3,000,000.00
21	Upgrading of Alabama Sports Stadium	2,000,000	15/08/2012	15/05/2013	R 300,000.00	R 1,300,000.00	R 400,000.00	R 2,000,000.00
22	Upgrading of Tigane Sports Stadium	2,000,000	15/08/2012	15/05/2013	R 300,000.00	R 1,300,000.00	R 400,000.00	R 2,000,000.00
		9,000,000			R 1,350,000.00	R 5,850,000.00	R 1,800,000.00	R 9,000,000.00
23	PMU: Admin	1,200,000	2012/01/07	30/06/2013	R 312,000.00	R 660,000.00	R 228,000.00	R 1,200,000.00
		1,200,000			R 312,000.00	R 660,000.00	R 228,000.00	R 1,200,000.00
		122,046,000			R 15,196,600.00	R 82,540,660.00	R 24,308,740.00	R 122,046,000.00



## ROLL OVERS

NO	CONTRACT NUMBER	VOTE NUMBER	PROJECT DESCRIPTION
1	CE33/1/2007	2040154013019	Khuma Bulk Supply Phase 2
2	CE 7/1/2008, CE 7/2/2008	2040154013023	Khuma Bulk Water Phase 2B - Pressure Tower
3	CE 28/2/2012	2040154013019	Refurbishment of the Zink Tank: Tigane Ext. 4
4	CE 3/1/2009, CE 3/2/2009	2075154012408	Increase Capacity - Hartbeesfontein WWTP (Phase 1) <b>(Civil)</b>
5	CE 20/(1)2/2008C	2035254014531	Paving taxi routes Jouberton (Phase 4B)
6	CE 58/1/2007b, CE 58/2/2007b	2035254014537	Kanana-Paving of Taxi Routes and Storm Water Drainage - Lenong Road (Phase 2B)
7	CE4/1/2011/CE4/2/2011	2035254014530	Alabama-Paving of Taxi Routes (Phase 4)
8	CE5/1/2011/CE5/2/2011	2035254014510	Tigane-Paving of Taxi Routes (Phase 5)
9	CE11/1/2011/CE11/2/2011	2035254013605	Main Storm-water Drainage - Jouberton (Phase 3)
10	CE1/1/2011/CE1/2/2011	2035254014507	Jouberton-Paving of Taxi Routes (Phase 5)
11	CE2/1/2011/CE2/2/2011	2035254014508	Kanana-Paving of Taxi Routes (Phase 5)
12	CE3/1/2011/CE3/2/2011	2035254014509	Khuma-Paving of Taxi Routes (Phase 5)
13	EE 14-2008	2050154016018	Upgrading <b>Mechanical</b> Electrical Equipment and Pumpstations (Volume 3)
14	EE 1/2011	2050154012410	Kanana Highmast Lights (Phase 4) (various wards)
15	EE 3/2011	2050154012411	Jouberton Highmast Lights (Extension 24) (ward 12) (Phase I)
16	CE 19/2011	2085154010309	KOSH - Building of Flea Market Shelters for Entrepreneurs(Phase 3)
17		2035054013604	Development of New Cemetery in Jouberton

Approved by the Executive Mayor of the  
City of Matlosana



---

**MK KHAUOE**

20.6.2012

---

**DATE**